



Ketabton.com

MAKING

(c) ketabton.com: The Digital Library



(c) ketabton.com: The Digital Library



(c) ketabton.com: The Digital Library



https://atomicdesign.bradfrost.com/

(c) ketabton.com: The Digital Library

pattern lab

- Getting Started
- Documentation
- Demos
- Support
- Resources
- On Github

Create atomic design systems with Pattern Lab

Pattern Lab is a frontend workshop environment that helps you build, view, test, and showcase your design system's UI components.

Run the following command in your terminal and read the installation guide to get started:

https://patternlab.io

(c) ketabton.com: The Digital Library

589

Website Style Guide Resources

GitHub repo Twitter updates Contributors

Examples

Real life pattern libraries, code standards documents and content style guides.



Carbon Design System

By **IBM**

Carbon is the design system for IBM Cloud products. It is a series of individual styles,

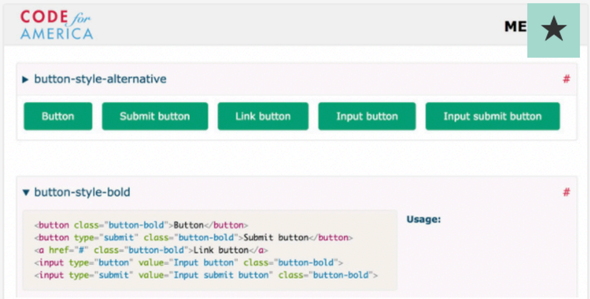

Code For America

FRONTEND PATTERNS

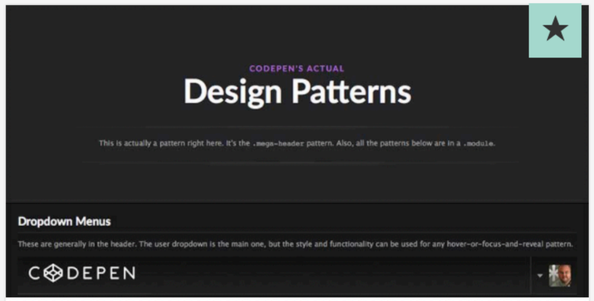

Codepen's design patterns

Codepen's old design patterns, now deprecated for fractal.build.

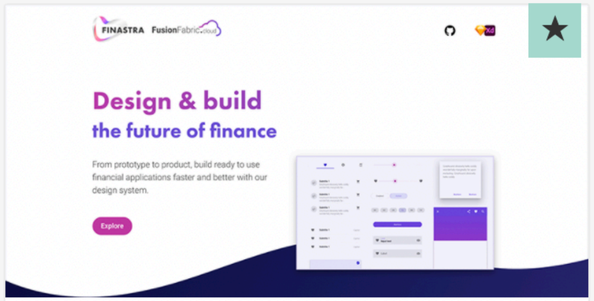

Finastra Design System

By **Finastra**

Design and build the future of finance. From prototype to product, build ready to use

(c) ketabton.com: The Digital Library

Style Guide Podcast

A small batch series of interviews on Style Guides, hosted by Anna Debenham and Brad Frost.

Subscribe in iTunes or Get the feed

Season 2



Maya Benari

Maya gives us an overview of the work she's doing



Inayaili de León Persson

Inayaili takes us through



Jina Anne

Jina returns to the show to share her experience of



Josh Clark

This week, we're joined by Josh Clark who works with



Micah Godbolt

Micah talks to us about working on Microsoft's



Val Head

In this episode, Val Head gives us an insight into

http://styleguides.io/podcast/

(c) ketabton.com: The Digital Library

Style Guide Guide

A boilerplate for creating superb style guides

The homepage of a style guide should provide high-level information around what the design system is, what benefits it provides, who it's for, and how to get started with it. Like any good index page, it should provide clear navigation to key parts of the website.

Get Started

Design System Benefits

Explain how the design system benefits users and the business. For inspiration, check out over 180 examples of design systems at Styleguides.io.

App Gallery

It can be a good idea to include a list of applications that use the design system. This helps provide credibility to the system, incentivizes teams to use the system, and shows components in the wild.

Contributing info

If it's desirable to have people from across the organization contribute to the

http://bradfrost.github.io/style-guide-guide/
http://bradfrost.github.io/gatsby-style-guide-guide/

(c) ketabton.com: The Digital Library



(c) ketabton.com: The Digital Library




WHAT DO YOU WANT TO KNOW?

(c) ketabton.com: The Digital Library



(c) ketabton.com: The Digital Library



Sell

Kic

PRODUCTS SERVICES FUNCTIONALITY
FEATURES CONTENT MEDIUMS FORMA
COUNTRIES MORE CUSTOMERS
LANGUAGES PEOPLE USER
BROWSERS DEVICES ENVIRONMENTS
SCREENSIZES FORMFACTORS CONTEX

(c) ketabton.com: The Digital Library

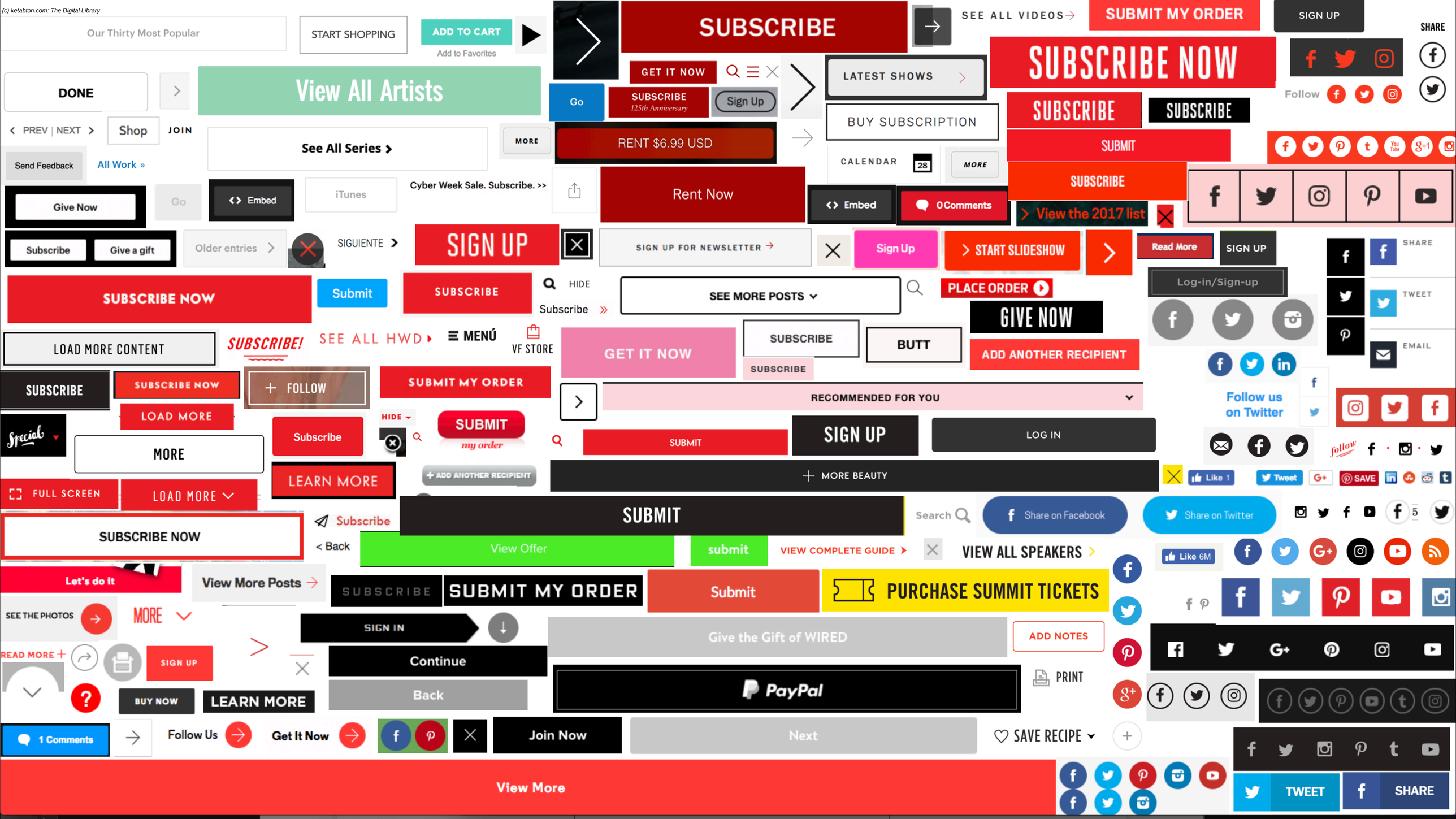

(c) ketabton.com: The Digital Library

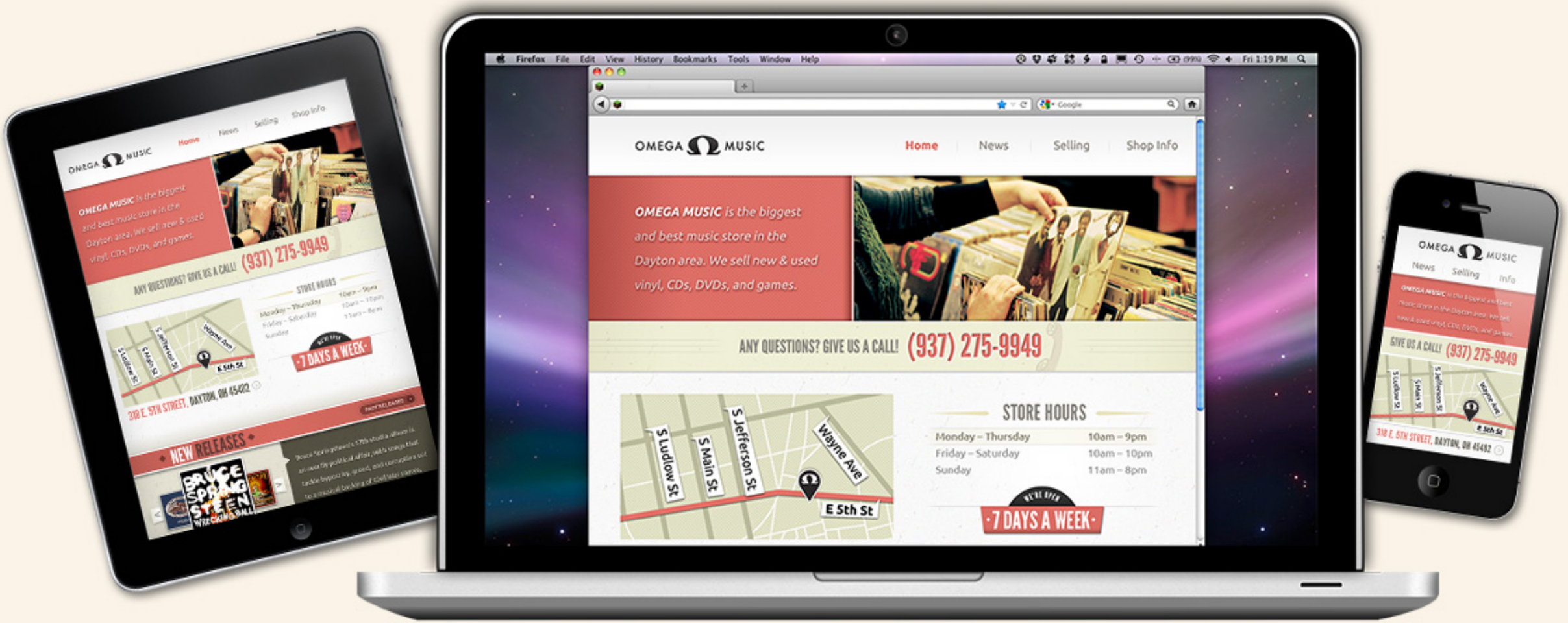

(c) ketabton.com: The Digital Library

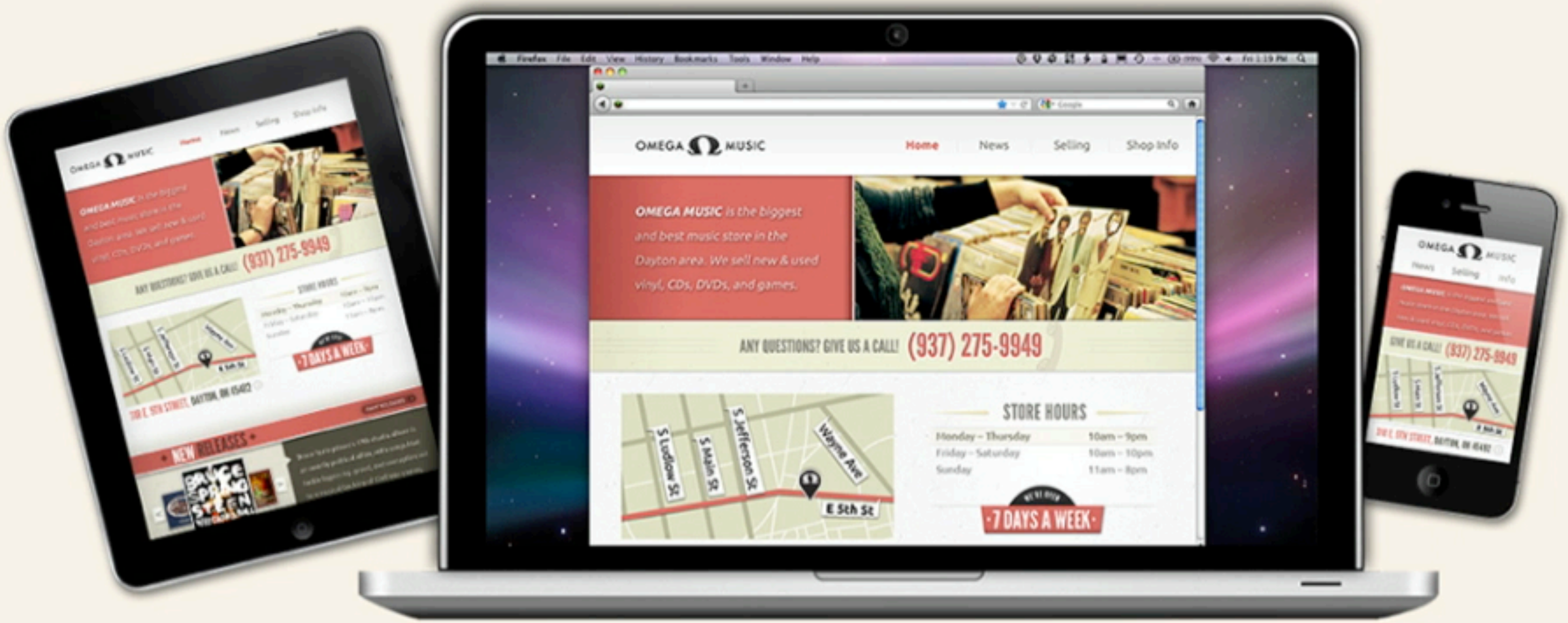

(c) ketabton.com: The Digital Library

DESIGN SYSTEMS!

(c) ketabton.com: The Digital Library

WHAT IS A DESIGN SYSTEM?

A DESIGN SYSTEM IS THE STORY OF HOW YOUR ORGANIZATION DESIGNS AND BUILDS DIGITAL INTERFACES

https://bradfrost.com/blog/post/design-systems-are-for-user-interfaces/

(c) ketabton.com: The Digital Library



(c) ketabton.com: The Digital Library

DESIGN SYSTEMS (CAN) INCLUDE:

UI components & variants

Code repositories

Reference website

User flows

Design library

Icon system

Usage guidelines

Design principles

Typography system

Color system

Grid system

Recipes & Snowflakes

Governance model

Page templates

Coding standards

API docs

Design tokens

Contribution process

Adoption process

UX guidelines

Release process

(c) ketabton.com: The Digital Library

Design library(ies)	Code UI component library(ies)	Reference website
UI components & variants	UI components & variants	Usage guidelines
Design tokens	Design tokens	API docs
Color system	Color system	UX guidelines
Typography system	Typography system	Design principles
Grid system	Grid system	Coding standards
Icon system	Icon system	Governance model
Recipes & Snowflakes	Recipes & Snowflakes	Release process
Page templates	Page templates	Adoption process
User flows	User flows	Contribution process

(c) ketabton.com: The Digital Library

Design System

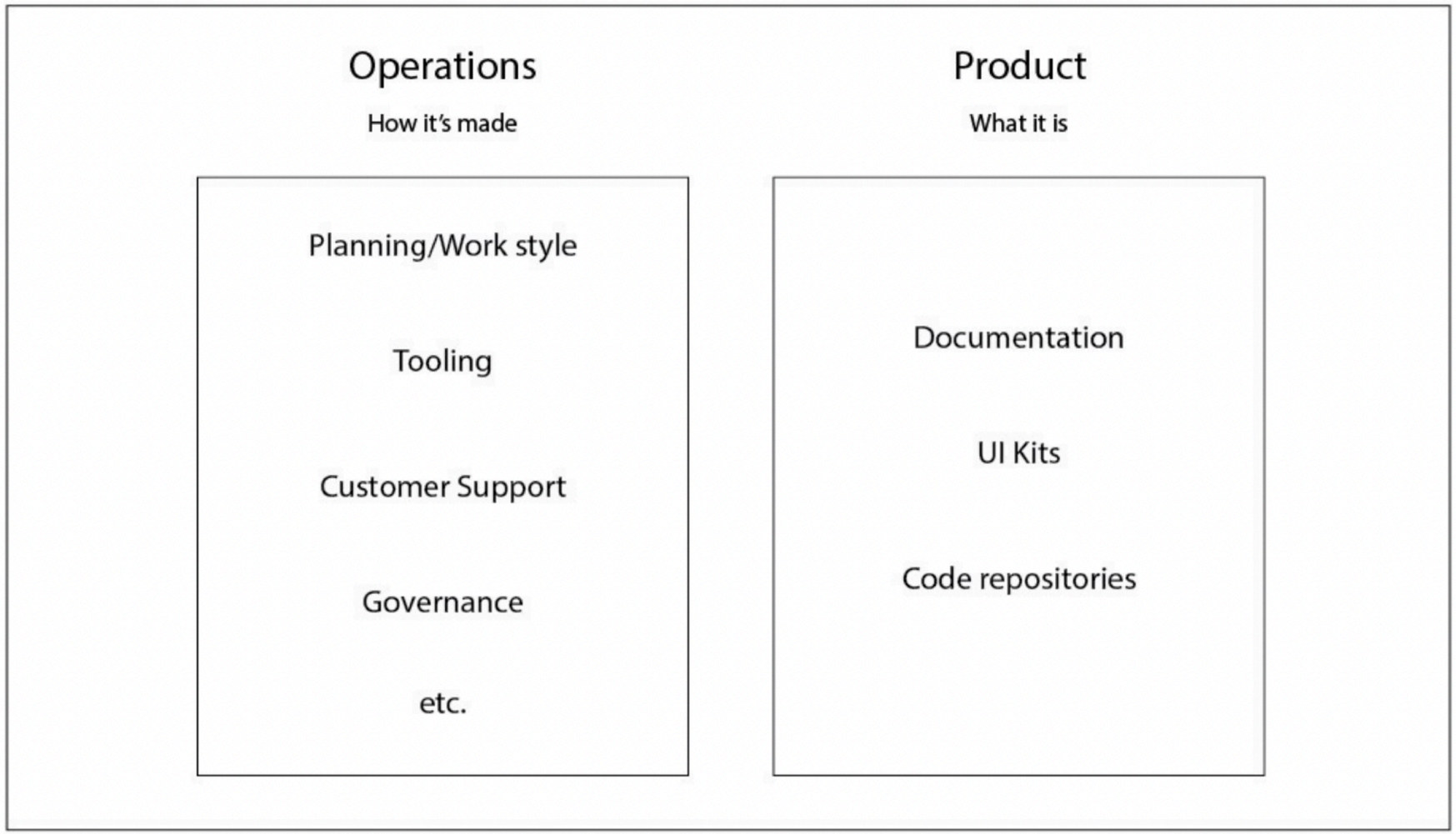

https://medium.com/design-systems/distilling-how-we-think-about-design-systems-b26432eefef9

(c) ketabton.com: The Digital Library

Material System

Introduction

Material studies

Material Foundation

Foundation overview

Environment

Layout

Navigation

Color

Typography

Sound

Design

Create intuitive and beautiful products with Material Design

POPULAR

Material Theming

Iconography

Text fields





https://material.io/guidelines/

(c) ketabton.com: The Digital Library

salesforce

Lightning Design System

Search

- What's New
- Getting Started
- Platforms
- Design Guidelines
- Accessibility
- Component Blueprints
- Utilities
- Design Tokens
- Icons

Current release: Spring '21 (SLDS 2.14.3) | Archives

Create the World's Best Enterprise App Experiences



https://lightningdesignsystem.com/

(c) ketabton.com: The Digital Library



Polaris

Our design system helps us work together to build a great experience for all of Shopify's merchants.

Guides

https://polaris.shopify.com/

(c) ketabton.com: The Digital Library



ATMOS

- Getting Started
- Guidelines
- Components
- Utilities
- Downloads
- Help and support

Atmos

The United Airlines design system

Get started | Download

Atmos is a set of components, guidelines, and resources that lay a common foundation for building uniquely United experiences.







(c) ketabton.com: The English Forum

Helix Design System

Updated 3 days ago

Version 2.0

Welcome to Helix

Get Started

Resources

Release Notes

(c) ketabton.com: The Digital Library





Latest

OVERVIEW

About Primer

Get started

Help and support

STYLE

Colors

Typography

COMPONENTS

Accordion

Blocks

Button

Card

Primer.

About.

Welcome to Primer

Meet PPG's design system, the design and code library for PPG's digital interfaces.

Guide.

Get started

Quick-start instructions for designers, developers... and the rest of us.

Interface.

Components

Browse the components and guidelines for Primer's user-interface elements.

Help.

Get in touch

Contact the team to learn more, get help, or request fixes and features.

https://primer.ppg.com/

(c) ketabton.com: The Digital Library

Examples (223)

Real life pattern libraries, code standards documents and content style guides.

SHOW ALL ACCESSIBILITY BACKEND BRAND BRANDING CODE CODING COMPONENTS CSS DESIGN DESIGNLANGUAGE FRONTEND GUIDES HTML JAVASCRIPT JEKYLL LIVINGSTYLEGUIDE PATTERNS REACT ROUNDUP RUBY SASS TEMPLATES TYPOGRAPHY UI VOICEANDTONE WEB WRITING



Carbon Design System

By **IBM**

Carbon is the design system for IBM Cloud products. It is a series of individual styles, components, and guidelines used for creating unified UI.

FRONTEND CODE PATTERNS VOICEANDTONE

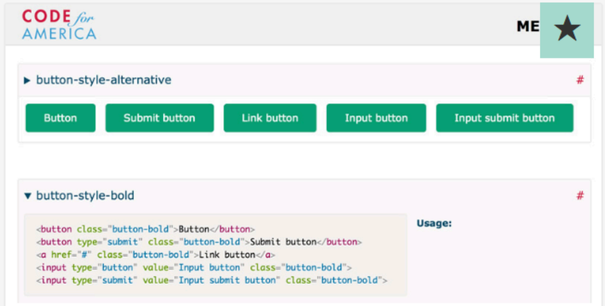

Code For America

FRONTEND PATTERNS

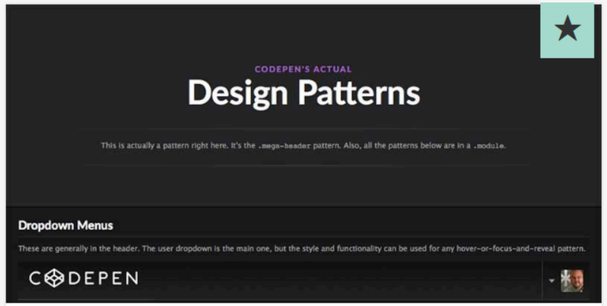

Codepen's design patterns

The design patterns used in Codepen

PATTERNS

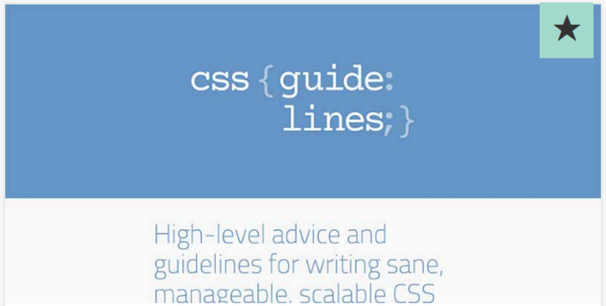

Harry Roberts's CSS Guidelines

By **Harry Roberts**

High-level advice and guidelines for writing sane, manageable, scalable CSS

CODE









http://styleguides.io/examples.html

(c) ketabton.com: The Digital Library

DESIGN SYSTEM BENEFITS

(c) ketabton.com: The Digital Library

BENEFITS OF DESIGN SYSTEMS

- **Promote UI consistency & cohesion = happier users and product success**

(c) ketabton.com: The Digital Library

Consistency is one of the most powerful usability principles: when things always behave the same, users don't have to worry about what will happen. Instead, they know what will happen based on earlier experience.

–Jakob Nielson

http://www.nngroup.com/articles/top-10-mistakes-web-design/

(c) ketabton.com: The Digital Library

IBM's Cloud platform adopted their Carbon design system, and their NPS score went up 57% and saw an 88% increase in positive associations with the designs.

https://medium.com/design-ibm/what-to-do-when-your-design-system-isnt-enough-199ff26a037f

(c) ketabton.com: The Digital Library

BENEFITS OF DESIGN SYSTEMS

- **Promote UI consistency & cohesion** = happier users and product success
- **Faster production** = roll out more features & iterations faster than ever

(c) ketabton.com: The Digital Library

Atlassian's Atlaskit Figma plugin saved designers **2260 hours** a year.

https://twitter.com/jenniesyip/status/1321468297196367874

(c) ketabton.com: The Digital Library

ExxonMobil's Unity design system led to a

16x increase in project velocity.

(c) ketabton.com: The Digital Library

A major US retailer created a design system and now builds web apps 10x faster with 1/4 of the team size.

(c) ketabton.com: The Digital Library

The Seventh Day Adventist Church created a design system, resulting in a 20x annual growth in chapter websites.

(c) ketabton.com: The Digital Library

Lloyds Bank's design system saves around £190,000 per project, and has helped saved an estimated £12.7mil over two years.

https://www.frontendne.co.uk/talks/building-a-design-system-for-lloyds-banking/

(c) ketabton.com: The Digital Library

Westpac's design system increased user interface design velocity by 700%, and reduced production effort by 1,600%.

https://gel.westpacgroup.com.au/case-studies/summary/

(c) ketabton.com: The Digital Library

Using a design system made a simple form page **47% faster to develop** versus coding it from scratch.

https://sparkbox.com/foundry/design_system_roi_impact_of_design_systems_business_value_carbon_design_system

(c) ketabton.com: The Digital Library

MailChimp Status

All Clear

less than a minute ago

Status History →

App

What datacenter am I using? →

US1 is Good 2 minutes ago	**100%** Uptime today	**100%** Uptime last 7 days	**100%** Uptime last 30 days	Full Report →
US2 is Good 4 minutes ago	**100%** Uptime today	**99.94%** Uptime last 7 days	**99.98%** Uptime last 30 days	Full Report →
US3 is Good 15 minutes ago	**100%** Uptime today	**100%** Uptime last 7 days	**100%** Uptime last 30 days	Full Report →

(c) ketabton.com: The Digital Library

The status page was one of those pages that not a lot of people will see. We call them the dark corners.

-Federico Holgado

http://styleguides.io/podcast/federico-holgado/

(c) ketabton.com: The Digital Library

In twenty minutes we built a page that was responsive; it looked great on mobile and was nice to look at. By having a pattern you could use that's already 95% of the way there, it brings up the quality of everything so those dark corners actually aren't so dark any more.

– Federico Holgado

http://styleguides.io/podcast/federico-holgado/

(c) ketabton.com: The Digital Library

BENEFITS OF DESIGN SYSTEMS

- **Promote UI consistency & cohesion** = happier users and product success
- **Faster production** = roll out more features & iterations faster than ever
- **Higher-quality production** = teams can focus on higher-level tasks

(c) ketabton.com: The Digital Library

“The design system carries the burden of the boring, so that designers and developers don’t have to. Instead of designing a card pattern for the 15th time, product teams can instead put their time and energy into creating new experiences, new algorithms, new business logic.”

–Josh Clark

https://bigmedium.com/ideas/boring-design-systems.html

(c) ketabton.com: The Digital Library

Once we get past the tedium of building the same thing over and over again we can focus our energy on more worthwhile tasks like accessibility, performance, and iteration. We can work on the fun stuff rather than the tedious things.

–Micah Godbolt

enforcing accessibility best practices with automatically-generated ids

One of the best things about design systems is **you can create components that have design, development, accessibility, responsive,**

http://bradfrost.com/blog/post/enforcing-accessibility-best-practices-with-automatically-generated-ids/

(c) ketabton.com: The Digital Library

A LABEL NEEDS A `FOR` ATTRIBUTE

```
<label for="first-name">First Name</label>
<input type="text" id="first-name" />
```

(c) ketabton.com: The Digital Library

Choose a password

Your password must be at least 8 characters long

(c) ketabton.com: The Digital Library

ADDING FIELD INSTRUCTIONS WITHOUT ARIA-DESCRIBEDBY

```
<label for="password">Choose a password</label>
<input type="password" id="password" />
<p>Your password must be at least 8 characters
long</p>
```

(c) ketabton.com: The Digital Library

Choose a password

Your password must be at least 8 characters long

(c) ketabton.com: The Digital Library

ADDING ARIA-DESCRIBEDBY TO A FIELD

```
<label for="password">Choose a password</label>
<input type="password"
       id="password"
       aria-describedby="instructions"
/>
<p id="instructions">Your password must be at
least 8 characters long</p>
```

(c) ketabton.com: The Digital Library

AUTOMATICALLY GENERATING IDS

```
import shortid from "shortid";

class TextField extends React.Component {

  componentDidMount() {
    this.generateId=shortid.generate();
    this.generateAriaId=shortid.generate();
  }

  render() {
    const { id, label, ariaDescribedBy, instructions, ..other} = this.props;
    return (
      <div className="c-text-field">
        <label htmlFor={id || this.generateId}>{label}</label>
        <input type="text" id={id || this.generateId}
               aria-describedby={ariaDescribedBy || this.generateAriaId} />
        <p id={ariaDescribedBy || this.generateAriaId}>{ instructions }</p>
      </div>
    )
  }
}
```

(c) ketabton.com: The Digital Library

IMPLEMENTING A TEXT FIELD COMPONENT

```
<TextField
    label="Last Name"
    id="last-name"
    ariaDescribedBy="last-name-instructions"
    instructions="Please provide your family name"
/>
```

(c) ketabton.com: The Digital Library

IMPLEMENTING A TEXT FIELD COMPONENT WITHOUT `ID` ATTRIBUTES

```
<TextField
    label="Last Name"
    instructions="Please provide your family name"
/>
```

(c) ketabton.com: The Digital Library

AUTOMATICALLY ASSIGNING UNIQUE IDS IF THEY AREN'T EXPLICITLY DEFINED

```
<label for="qPbdivDEiH">Last Name</label>
<input type="text"
       id="qPbdivDEiH"
       aria-describedby="0LvdKMfqA"
/>
<p id="0LvdKMfqA">Please provide your family
name</p>
```

(c) ketabton.com: The Digital Library

BENEFITS OF DESIGN SYSTEMS

- **Promotes UI consistency & cohesion** = happier users and product success
- **Faster production** = roll out more features & iterations faster than ever
- **Higher-quality production** = teams can focus on higher-level tasks
- **Easier to test** = more responsive, performant, and accessible experiences

(c) ketabton.com: The Digital Library

BENEFITS OF DESIGN SYSTEMS

- **Promotes UI consistency & cohesion** = happier users and product success
- **Faster production** = roll out more features & iterations faster than ever
- **Higher-quality production** = teams can focus on higher-level tasks
- **Easier to test** = more responsive, performant, and accessible experiences
- **Shared vocabulary** = more time collaborating & less time in meetings

(c) ketabton.com: The Digital Library

BENEFITS OF DESIGN SYSTEMS

- **Promotes UI consistency & cohesion** = happier users and product success
- **Faster production** = roll out more features & iterations faster than ever
- **Higher-quality production** = teams can focus on higher-level tasks
- **Easier to test** = more responsive, performant, and accessible experiences
- **Shared vocabulary** = more time collaborating & less time in meetings
- **Useful reference** = an essential resource and hub for best practices

(c) ketabton.com: The Digital Library

BENEFITS OF DESIGN SYSTEMS

- **Promotes UI consistency & cohesion** = happier users and product success
- **Faster production** = roll out more features & iterations faster than ever
- **Higher-quality production** = teams can focus on higher-level tasks
- **Easier to test** = more responsive, performant, and accessible experiences
- **Shared vocabulary** = more time collaborating & less time in meetings
- **Useful reference** = an essential resource and hub for best practices
- **Future-friendly foundation** = modify, extend, & improve upon over time

(c) ketabton.com: The Digital Library

LAY OF THE LAND

(c) ketabton.com: The Digital Library

STYLE ROUNDUP

CSS STATS

Input a URL

google.com

Writing CSS is hard, especially at scale.

CSS Stats provides **analytics and visualizations** for your stylesheets. This information can be used to **improve consistency** in your design, **track performance** of your app, and **diagnose complex areas** before it snowballs out of control.

Learn more about CSS Stats →

http://cssstats.com

(c) ketabton.com: The Digital Library

CSS Stats

Tweet GitHub

Facebook

194 KB
37 KB (Gzipped)

2,482	3,236	5,973	102
Rules	Selectors	Declarations	Properties

Total Declarations

Font Size	Float	Width	Height	Color	Background Color
152	43	491	424	224	160

45 Unique Colors

Aa Aa Aa Aa Aa

(c) ketabton.com: The Digital Library

Font Size 13px

Font Size 12px

Font Size 11px

Font Size 10px

Font Size 9px

11 Unique Font Families

'helvetica neue', helvetica, arial, 'lucida grande', sans-serif

'Freight Sans Bold', 'lucida grande',tahoma,verdana,arial,sans-serif

'Freight Sans', 'lucida grande',tahoma,verdana,arial,sans-serif

'lucida grande',tahoma,verdana,arial,sans-serif

Arial, sans-serif

Lucida Grande, sans-serif

Segoe UI, sans-serif

Tahoma, sans-serif

Trebuchet MS, sans-serif

Verdana, sans-serif

helvetica, arial, 'lucida grande', sans-serif

(c) ketabton.com: The Digital Library

rgba(211,214,219,.25)

#fff9d2



rgba(0, 0, 0, .5)

#fffcoc



#4e69a2



#385490

rgba(0, 0, 0, .1)

rgba(249, 250, 252, .9)

rgba(0, 0, 0, .05)



#5b74a8

#dcdee3

rgba(0, 0, 0, .15)

rgba(0, 0, 0, .07)



#282828



#5670a8

#e2e8f6



#6bb933



#46a800

(c) ketabton.com: The Digital Library

WHAT CAN YOU WEED OUT?

- 50 shades of gray
- Close-but-no-cigar color matches
- Font sizes
- Font families

(c) kembton.com: The Digital Library

conducting an interface inventory

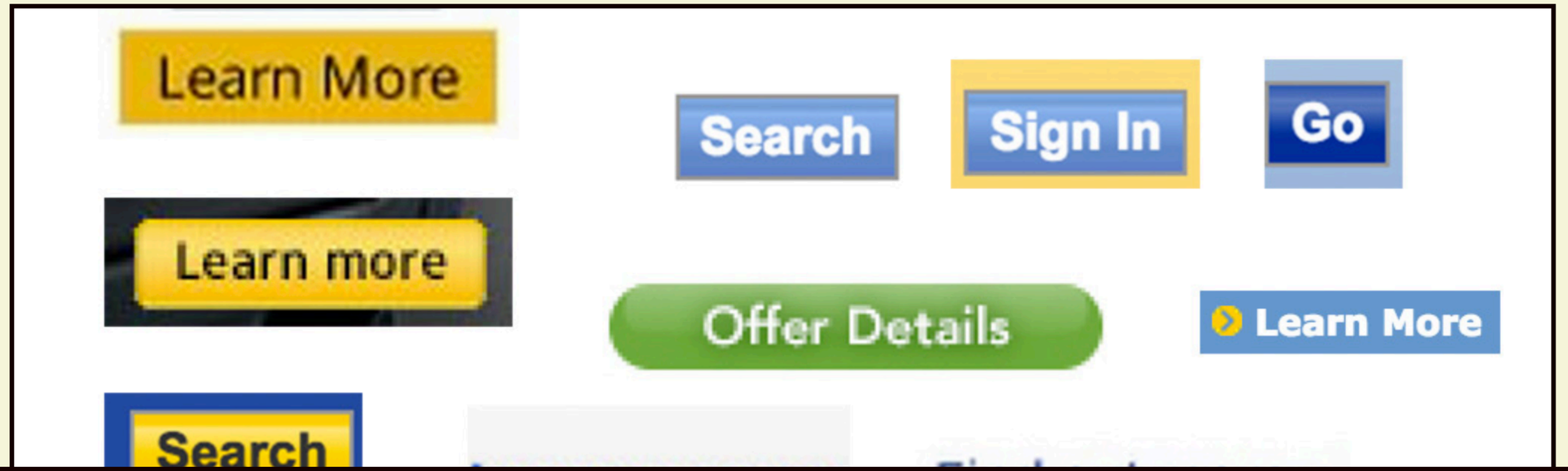

http://bradfrost.com/blog/post/conducting-an-interface-inventory/

(c) ketabton.com: The Digital Library

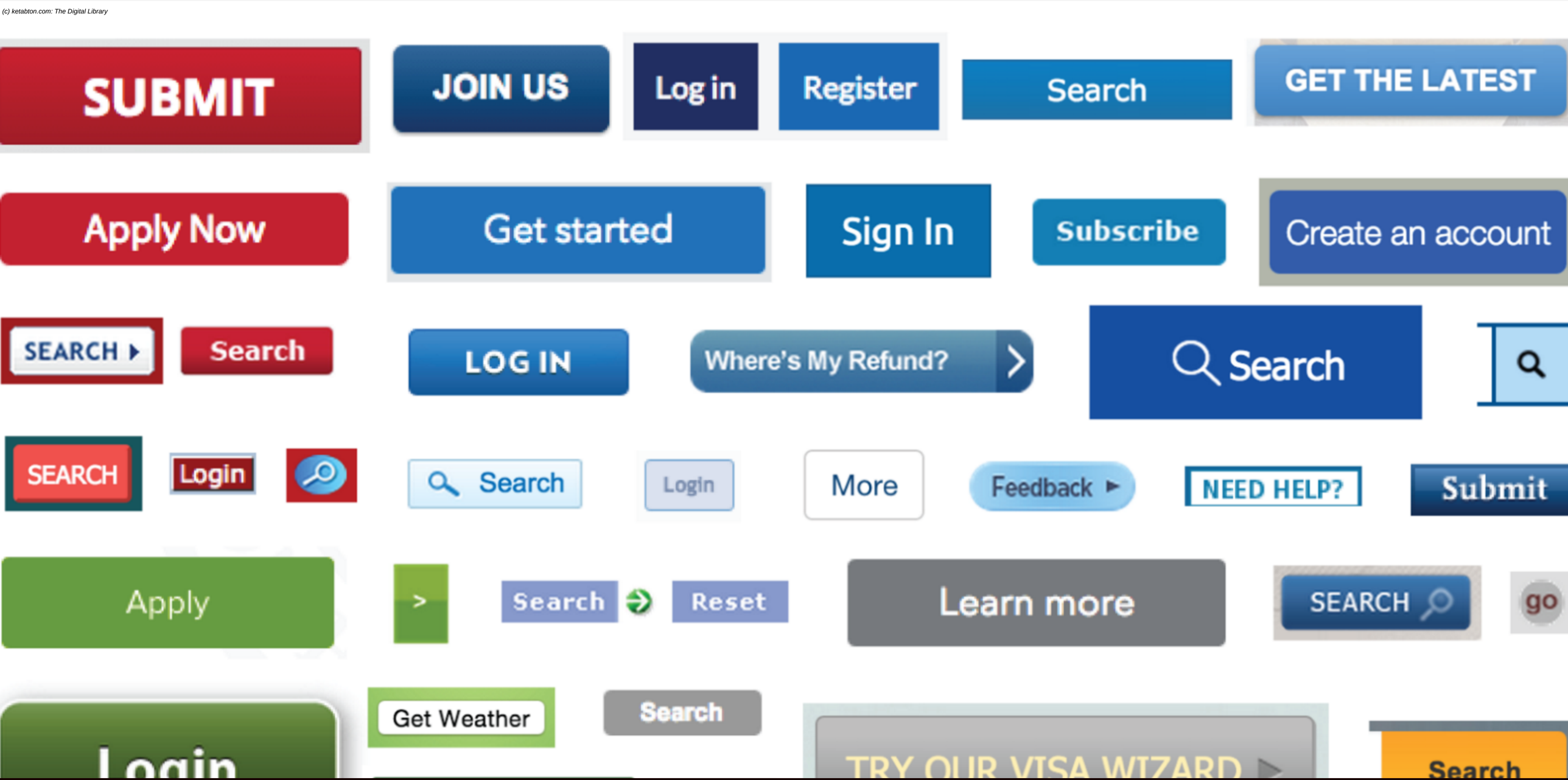

https://18f.gsa.gov/2017/10/03/building-a-large-scale-design-system/

(c) ketabton.com: The Digital Library



1

ROUND UP THE TROOPS

(c) ketabton.com: The Digital Library

2

PREPARE TO SCREENSHOT

(c) ketabton.com: The Digital Library

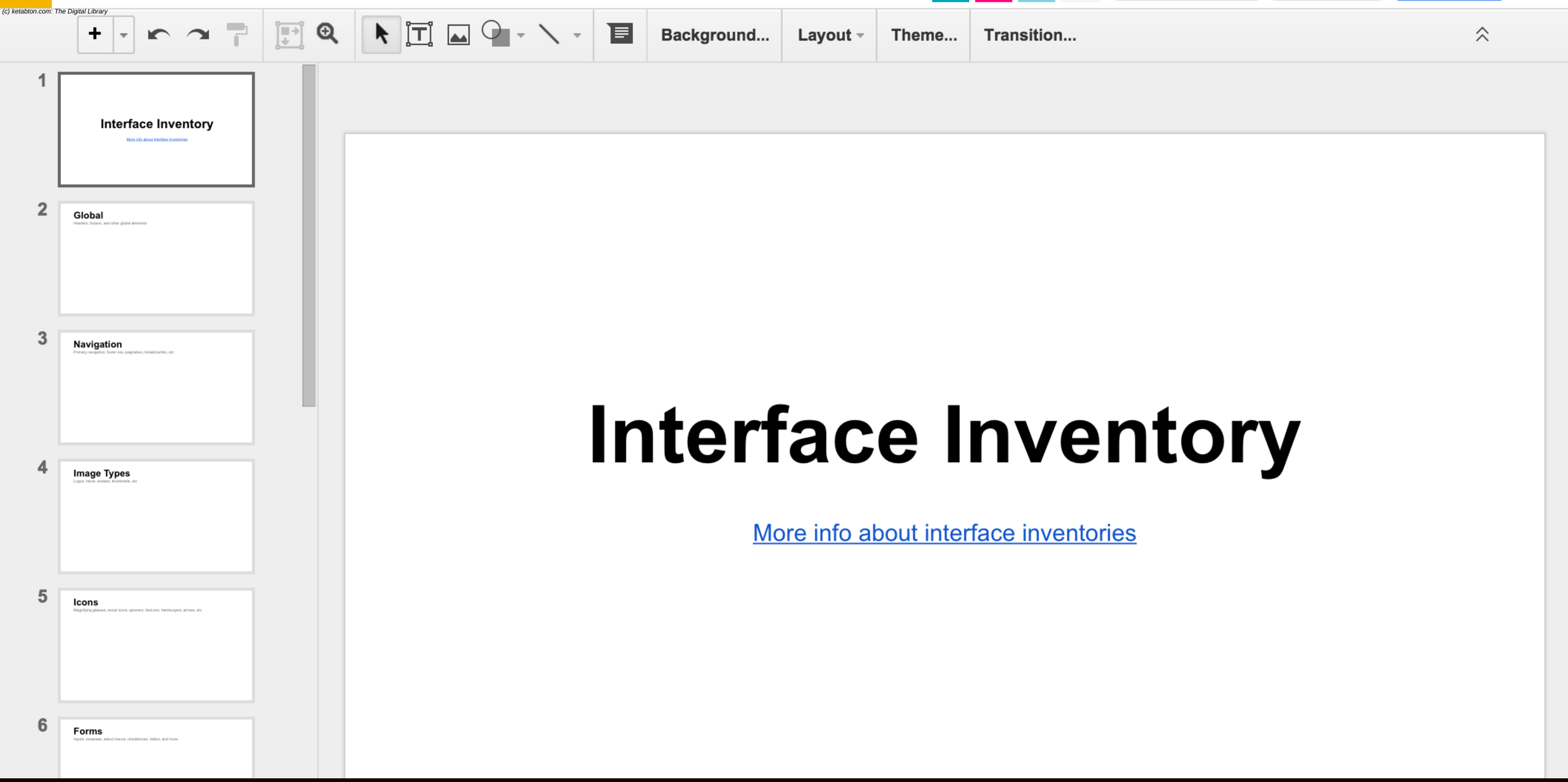

http://bit.ly/interfaceinventory

(c) ketabton.com: The Digital Library

3

STYLE ROUNDUP

(c) ketabton.com: The Digital Library



First Name









(c) ketabton.com: The Digital Library

INTERFACE INVENTORY CATEGORIES

- Global
- Image types
- Icons
- Navigation
- Forms
- Buttons
- Interactive Components
- Media
- Typography
- Blocks
- Lists
- 3rd party stuff
- Advertising
- Messaging
- Animation
- Colors

(c) ketabton.com: The Digital Library

4

PRESENT FINDINGS


EXERCISE TIME!

(c) ketabton.com: The Digital Library



(c) ketabton.com: The Digital Library



(c) ketabton.com: The Digital Library

5

REGROUP & NEXT STEPS

(c) ketabton.com: The Digital Library

	A	B	C	D	E	F	G	H	I
1	**In PL**	**Name**	**Category**	**Classification**	**Description**	**Usage**	**Notes**	**Fate**	**Fate Notes/Questions**
42	D	Progress	Messaging	Molecules	Showing loading progress				
43									
44	D	Primary Nav	Navigation	Molecule	Primary app navigation				
45	D	Primary Nav with Dropdown	Navigation	Organism				Keep	
46	D	Primary Nav with Mega Dropdown	Navigation	Organism				Discuss	Should we normalize on one type of primary navigation?
47	D	Grid nav	Navigation	Organism				Keep	
48	D	Grid nav with slide	Navigation	Organism			Grid navigation with carousel-like activity	Kill	Carousel-like grid navigation should be replaced with a different treatment, such as pagination or progressive disclosure
49	D	Sidebar nav	Navigation	Molecule		When there's a lot of navigation options that may need to be shown at once	Can by sticky	Discuss	We should discuss sticky behavior in general. How does this overlap with the left navigation?
50	D	Breadcrumbs	Navigation	Molecule				Keep	
51	D	Alphabet Filter	Navigation	Molecule				Keep	
52	D	Table of Contents	Navigation	Molecule				Keep	
53	D	Pagination	Navigation	Molecule	Numbered			Keep	
54	D	Pagination Filters	Navigation	Moleules	Items/rows per page			Keep	
55	D	Pagination bar	Navigation	Organism	Includes pagination numbers (prev next numbers), view options (10,20,100 per page), results (750 results)			Keep	
56	D	Nested Dropdown	Navigation	Molecules	Navs nested within navs				
57	D	Progress Tracker	Navigation	Molecule	Object that indicates progress through a flow	Multi-step forms like a checkout		Keep	
58									
59	D	Carousel	Interactive	Organism	A sliding panel component containing heading, text, and call to action. Contains dot and arrow controls	Marketing messages with calls to action. Typically found at top of marketing site homepages		Discuss	I think we should actively discourage carousel usage :)
60	D	Tabs	Navigation	Organism	Horizontal tabs.				
61	D	Accordion	Interactive	Organism	Open/close controls		Clicking one closes the other panels. Clicking one anchors it to the page. Show/hide is a common pattern. Nested accordions have different visual treatments. How do you establish tabs within tabs and accordions within accordions	Keep	
62	D	Tooltip/Bubble?	Interactive	Organism	A bubble-like tooltip	Used for previewing documents	Found in Sharepoint search results	Discuss	This is a hover-specific treatment. It's probably a good idea to have a bubble treatment
63	D	Modal	Interactive	Organism	An overlay containing text, form controls, buttons, etc	Used to interrupt a flow		Keep	
64	D	Timeline Chart	Interactive	Organism	Chart showing timeline bars				
65									
66	D	Map	Media	Organism	An interactive map			Discuss	
67	D	iFrame	Media	Atom or Molecule	An iframe containing third-party content			Keep	
68	D	Video Player	Media	Atom or Molecule	Video player			Keep	
69								Tablou	
70	D	Media Block List	List	Organism				Keep	
71	D	Link List	List	Molecules	A collection of text links displayed as a group	Glossary items, list of navigation links		Keep	
72	D	Definition List	List	Molecules	A list containing key/value pairs	Keyword/Definition pairs. Potential substitute for	Probably won't be able to		

(c) ketabton.com: The Digital Library

INTERFACE INVENTORY

- Documents your interface design patterns
- Points out inconsistencies
- Helps get buy-in from organization
- Establishes scope of work
- Informs pilot project selection
- Is the genesis of a shared vocabulary
- Lays the groundwork for a future pattern library

(c) ketabton.com: The Digital Library

PERFORMANCE CHECK

(c) ketabton.com: The Digital Library



HOME | TEST RESULT | TEST HISTORY | FORUMS | DOCUMENTATION | ABOUT | +1 | Tweet

Test a website's performance

Analytical Review | Visual Comparison | Mobile | Traceroute

Enter a Website URL

Test Location: Dulles, VA USA (IE 6-10,Chrome,Firefox) | Select from Map

Browser: IE 9

Advanced Settings ▶

1 run, Cable connection, results are public

START TEST

Run a free website speed test from multiple locations around the globe using real browsers (IE and Chrome) and at real consumer connection speeds. You can run simple tests or perform advanced testing including multi-step transactions, video capture, content blocking and much more. Your results will provide rich diagnostic information including resource loading waterfall charts, Page Speed optimization checks and suggestions for improvements.

http://www.webpagetest.org/

(c) ketabton.com: The Digital Library

	0.0s	0.5s	1.0s	1.5s
1: Groupon (Edit)	0%	0%	0%	0%
2: LivingSocial (Edit)	0%	0%	0%	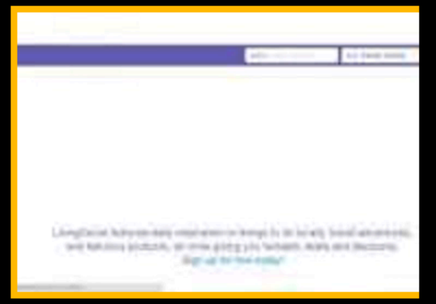 10%
3: RetailMeNot (Edit)	0%	0%	0%	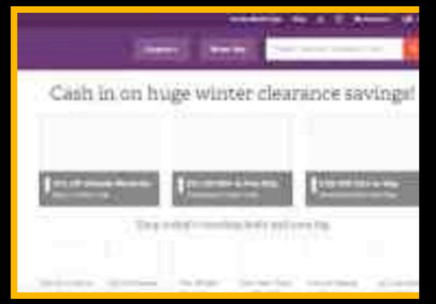 51%
4: Yelp (Edit)	0%	0%	0%	0%

(c) notation.com: The Digital Library

WPO stats



Case studies and experiments demonstrating the impact of web performance optimization (WPO) on user experience and business metrics.



TRAC Research found, in a survey of 300 companies, that the average revenue loss for an hour of downtime was $21,000. For the same set of companies, average revenue loss due to an hour of slow performance (defined as load times exceeding 4.4 seconds) was $4,100. Website slowdowns occurred ten times more often than outages.

PERMALINK

#revenue #2011

Filter by tag:

#2006 #2008 #2009 #2010 #2011 #2012 #2013 #2014 #2015 #ads #bounce rate #conversions #engagement #expense #page views #reach #revenue #satisfaction

https://wpostats.com/

© Presentation.com: The Digital Library

ACCESSIBILITY AUDIT

(c) ketabton.com: The Digital Library

axe DevTools - Web Accessibility Testing

Add to Chrome

Offered by: www.deque.com

★★★★½ 87 | Developer Tools | 100,000+ users

Runs offline

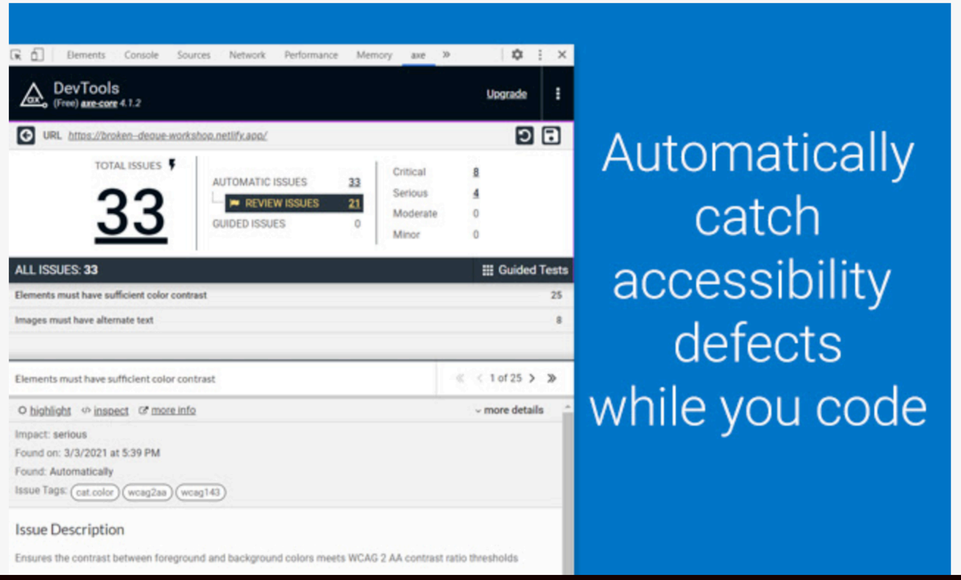

https://www.deque.com/axe/devtools/

(c) ketabton.com: The Digital Library

ARC Toolkit

Quickly uncover and resolve accessibility issues on any web page with TPGi's single-page, on-demand, accessibility testing tool.

Free ARC Toolkit Download ›

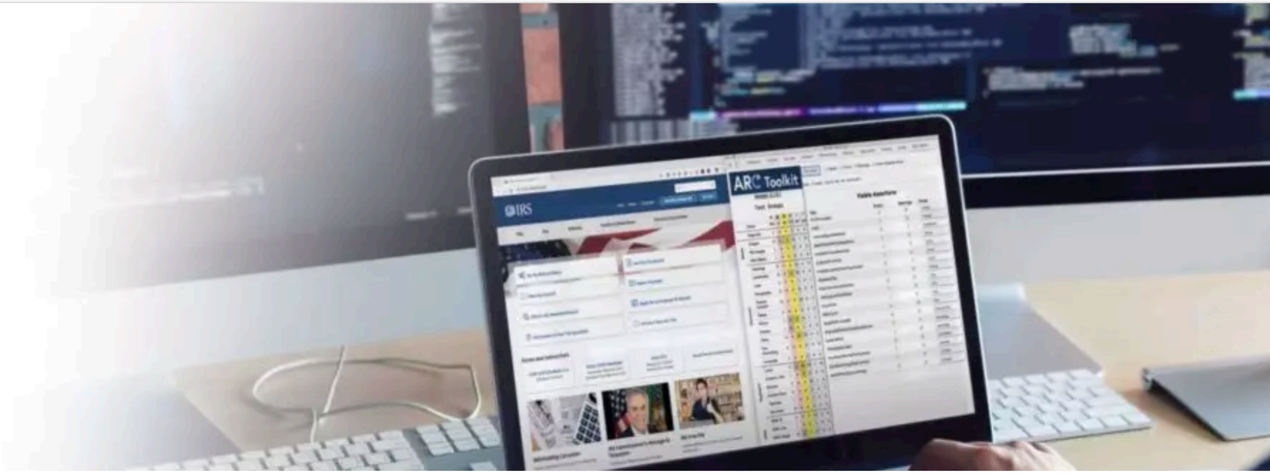

Rapid accessibility testing right where you need it, with our easy-to-use Chrome Browser Plug-In

On-Demand Page-level Testing

No need to schedule. Quickly test, fix, and retest as needed.

Intuitive and User Friendly

Get up and running in less than 5 minutes. Start resolving accessibility issues right now.

Free for all Users

Powerful accessibility testing tool that leverages the trusted ARC Platform rules engine.

Remediation Techniques

Simple recommendations provide you code-level advice to solve WCAG errors and warnings

https://www.tpgi.com/arc-platform/arc-toolkit/

(c) ketabton.com: The Digital Library

Overview
Lighthouse Scoring Guide
Audit Documentation

Chrome Dev Summit is back! Visit goo.gle/cds2021 to secure your spot in workshops, office hours and learning lounges!

Lighthouse

Lighthouse is an open-source, automated tool for improving the quality of web pages. You can run it against any web page, public or requiring authentication. It has audits for performance, accessibility, progressive web apps, SEO and more.

You can run Lighthouse in Chrome DevTools, from the command line, or as a Node module. You give Lighthouse a URL to audit, it runs a series of audits against the page, and then it generates a report on how well the page did. From there, use the failing audits as indicators on how to improve the page. Each audit has a reference doc explaining why the audit is important, as well as how to fix it.

You can also use Lighthouse CI to prevent regressions on your sites.

Run Lighthouse In Chrome DevTools File an issue

Check out the video below from Google I/O 2019 to learn more about how to use and contribute to Lighthouse.



On this page
Get started
Run Lighthouse in Chrome DevTools
Install and run the Node command line tool
Run Lighthouse as a Chrome Extension
Run PageSpeed Insights
Share and view reports online
Share reports as JSON
Share reports as GitHub Gists
Lighthouse extensibility
Integrate Lighthouse
Contribute to Lighthouse

https://developers.google.com/web/tools/lighthouse

(c) ketabton.com: The Digital Library

Dimensions: Moto G4 ▼ 360 × 640 100% ▼ No throttling ▼

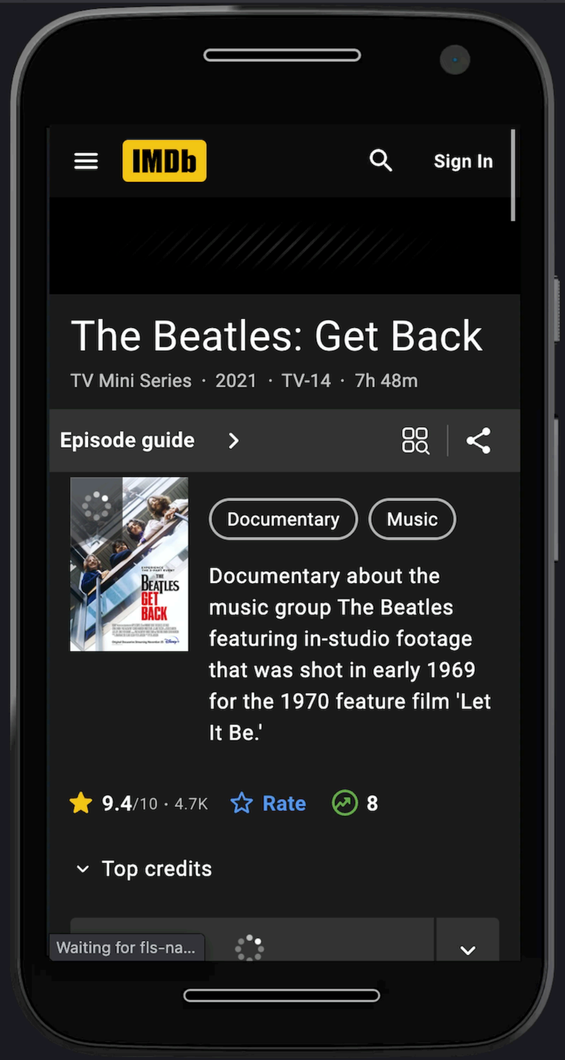

Elements Console Lighthouse

10:10:26 AM - m.imdb.com

https://m.imdb.com/title/tt9735318/

Performance	Accessibility	Best Practices	SEO	Progressive Web App
55	88	73	100	—

▲ 0–49 ■ 50–89 ● 90–100

55 Performance

Metrics

■ First Contentful Paint	1.5 s	■ Time to Interactive	3.8 s
■ Speed Index	1.8 s	■ Total Blocking Time	190 ms
▲ Largest Contentful Paint	2.9 s	▲ Cumulative Layout Shift	0.499

Values are estimated and may vary. The performance score is calculated directly from these metrics. See calculator.

View Original Trace | View Treemap



Show audits relevant to: All | FCP | LCP | TBT | CLS

Opportunities — These suggestions can help your page load faster. They don't directly

(c) ketabton.com: The Digital Library



(c) ketabton.com: The Digital Library



Kick Off

(c) ketabton.com: The Digital Library

RESEARCH & INTERVIEWS

(c) ketabton.com: T

design system interview questions

Successful design systems are finely tuned to the organization they serve. At the beginning of every client design system engagement, we spend a great deal of time learning about our client's culture, politics, products, tools, and workflows. Sure, we'll get links to decks, GitHub repositories, and Sketch libraries, but **these artifacts don't really tell the**

https://bradfrost.com/blog/post/design-system-interview-questions/

(c) ketabton.com: The Digital Library

SOME OF THE QUESTIONS WE ASK

- What are you working on now?
- What are your priorities?
- What's a day in the life look like?
- Can you describe your current workflow? What works well? What doesn't?
- What aspects of the current workflow do you think could be improved?
- If you had a magic wand and could change one thing, what would that be?
- What tools and technologies are you using? Likes and dislikes? Opportunities and challenges?
- How do you hope the design system will help?
- What about the design system makes you nervous or apprehensive?
- What does success look like?
- What's going to sink this ship?

(c) ketabton.com: The Digital Library

“You can probably carbon date our UIs based on the design.”

(c) ketabton.com: The Digital Library

“The main challenges are the existing thousands of lines of code, acquisitions, and existing suite of technologies that makes up a billion dollars a year. We'd like to not lose that billion dollars.”

(c) ketabton.com: The Digital Library

“There's a lot of institutional knowledge here locked up in people's heads. Slack channels are great, but it becomes a scavenger hunt to find information about how something's supposed to work.”

(c) ketabton.com: The Digital Library

“For a basic expand/collapse pattern, the devs spent 2 days going to different teams to find the code, then still had to rebuild it themselves.”

(c) ketabton.com: The Digital Library

“Out of all these dumpster fires,
which ones do we put out first?”

(c) ketabton.com: The Digital Library

STAKEHOLDER & USER INTERVIEWS

- Round up a diverse group of stakeholders, colleagues, and users who would impact/be impacted by a design system
- Talk about current workflow, pain points, hopes, fears, dreams, frustrations, and other things that can influence the success of the design project
- Latch onto poignant quotes and emerging themes
- Synthesize key themes in preparation for kickoff

(c) ketabton.com: The Digital Library

KICKOFF WORKSHOP

(c) ketabton.com: The Digital Library

Good Kickoff Meetings

TECHNIQUES AND EXERCISES FOR WEB PROJECT KICKOFF MEETINGS.

Exercises for Kickoffs

AUGUST 2, 2010

Whether you need to explore ideas, align departments, or just get everyone involved, these exercises can be used to assemble an effective web project kickoff meeting.

- Values Discussion
- The 20 Second "Gut" Test
- The Design Experience Health Check
- Design Studio/Prototyping Exercise
- Priority & Feasibility Plot

All Posts | Twitter

SXSW 2011... TALKS
Depth GENERAL TIPS
Adaptation GENERAL TIPS
Continuity GENERAL TIPS
Values Discussion EXERCISES
The 20 Second ... EXERCISES
The Design...

http://goodkickoffmeetings.com/

(c) ketabton.com: The Digital Library

PRIORITIES EXERCISE

(c) ketabton.com: The Digital Library



(c) ketabton.com: The Digital Library



(c) ketabton.com: The Digital Library



(c) ketabton.com: The Digital Library



(c) ketabton.com: The Digital Library

PRIORITIES WORKSHOP

- Discuss emerging themes from interviews and introduce potential principles and tactics
- Give each person 3 votes for outcomes they care most about
- Discuss results. What won? What lost? Why?
- The goal is to align around a set of shared outcomes and priorities for the design system

Presentation courtesy of The Digital Library

REGROUP & NEXT STEPS


BAILING * CATS * PHOENIX * COINS * ASADOS * BAKING * LAUNDRY * NEW ZEALAND
RKS * CHEESE * PUZZLES * ENTREPRENEURS * WOODWORKING * WORLD NEWS * YOGA
WING/SKETCHING * EJERCICIO * PROMS * BEGINNERS INVESTMENT * PLUMBING * JOB
ETIQUETTE * VACATION HOMES * POSTRES * DATING * POLI
EDIA * COUNTRY MUSIC * THAI FOOD * REDE
LOWERS * BBQ * PHARMA * PRESCHOOL
RAVEL * LANDSCAPING * GOLF * MUEBLES
A * JAZZ * FERTILITY * CHRISTIAN MUSIC
SEARCH * FRENCH * PADDLING * PREGNA
* ROMANTIC GETAWAYS * MARKETING *
ING * INTERIOR DECORATING * MOTORCY
DS * FISHING * WEB DESIGN * DIY FA
hint

(c) ketabton.com: The Digital Library

REGROUP & NEXT STEPS

- Recap the day's events; talk about the outcomes
- Make sure to cover any lingering questions, concerns, and other words of wisdom that will help the design system be successful
- Explain what happens next and how they can stay involved with the design system process
- Pizza party.

(c) ketabton.com: The Digital Library



(c) ketabton.com: The Digital Library



(c) ketabton.com: The Digital Library

PLANNING A DESIGN SYSTEM

- Who's going to do this?
- What are you going to make?
- How are you going to do it?

(c) ketabton.com: The Digital Library

WHO'S INVOLVED?

(c) ketabton.com: The Digital Library

DESIGN SYSTEM MAKERS

DESIGN SYSTEM USERS

(c) ketabton.com: The Digital Library

WHAT ARE YOU GOING TO MAKE?

(c) ketabton.com: The Digital Library



(c) ketabton.com: The Digital Library

HOW THE HELL ARE WE GOING TO DO ALL THAT?!

(c) reason.com: The Digital Library

WE'RE NOT.

(c) ketabton.com: The Digital Library

AT LEAST NOT YET.

(c) ketabton.com: The Digital Library



(c) ketabton.com: The Digital Library



(c) ketabton.com: The Digital Library



(c) ketabton.com: The Digital Library

media center

video editor

store lookup

inventory manager

look book

point of sale

hr app

company blog

partnership microsite

vendor info

fashion design

fashion merchandising

homepage

e-commerce

careers

chat

products

(c) ketabton.com: The Digital Library

hr app

video editor

store lookup

inventory manager

look book

point of sale

company blog

partnership microsite

vendor info

fashion design

fashion merchandising

homepage

e-commerce

careers

chat

products

(c) ketabton.com: The Digital Library





(c) ketabton.com: The Digital Library



(c) ketabton.com: The Digital Library



(c) ketabton.com: The Digital Library

look book

video editor

store lookup

inventory manager

point of sale

company blog

partnership microsite

vendor info

fashion design

fashion merchandising

homepage

e-commerce

careers

chat

products

(c) ketabton.com: The Digital Library

look book

video editor

store lookup

inventory manager

point of sale

company blog

partnership microsite

vendor info

fashion design

fashion merchandising

homepage

e-commerce

careers

chat

products


(c) ketabton.com: The Digital Library

(c) ketabton.com: The Digital Library

look book

video editor

store lookup

inventory manager

point of sale

company blog

partnership microsite

vendor info

fashion design

fashion merchandising

homepage

e-commerce

careers

chat

products

(c) ketabton.com: The Digital Library

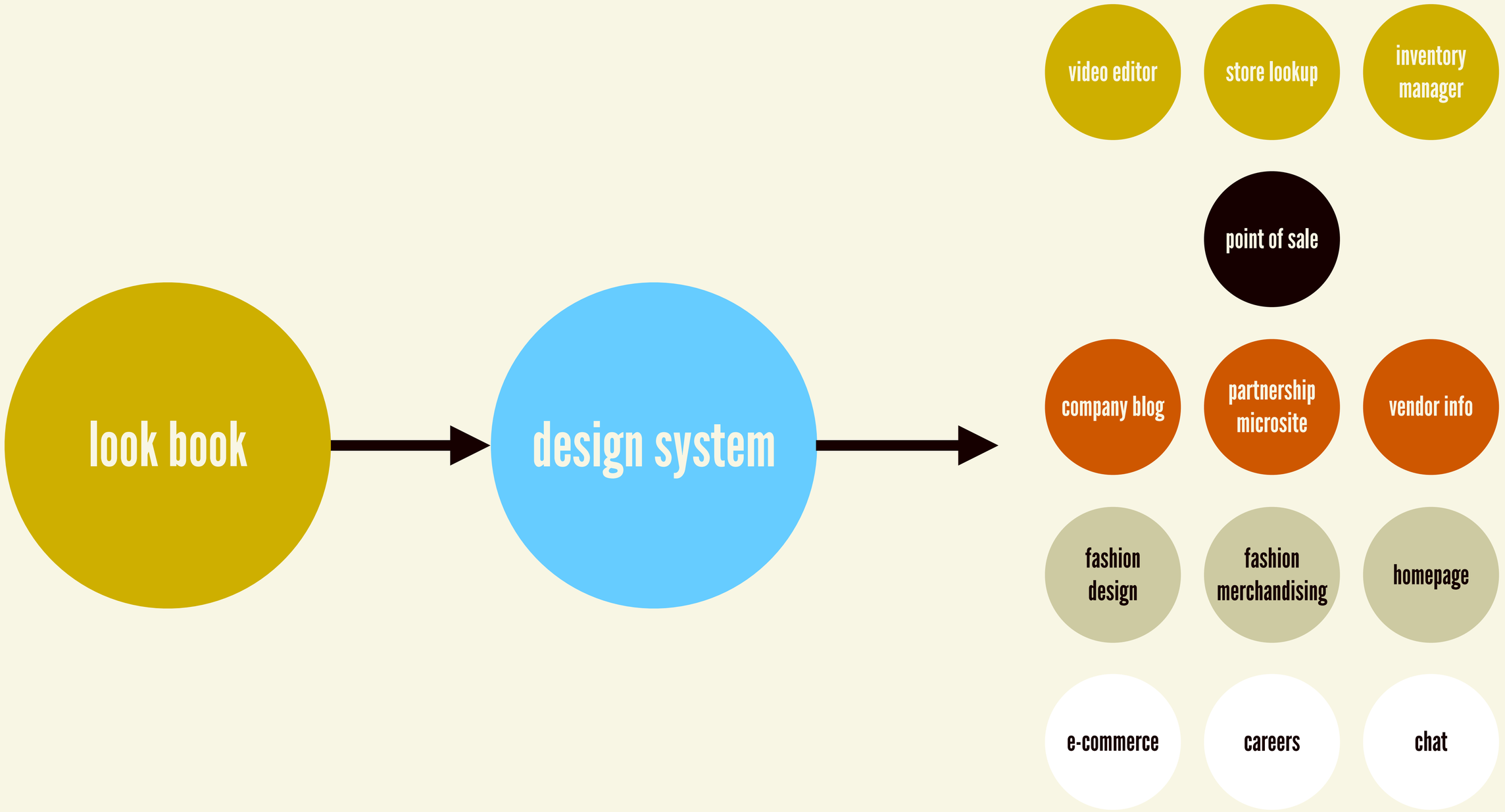

(c) ketabton.com: The Digital Library

PILOT PROJECTS

(c) ketabton.com: The Digital Library

Design Systems: Pilots & Scorecards

April 4, 2017 at 12:05 A.M.

PILOTS ARE ONE OF the best ways to put your design system through its paces, especially before the design system even gets to a `v1`. Like television pilots help test audience reactions to a series concept without investing significant resources to create the whole thing, application pilots are a good foundation for ensuring your design system's design and code are battle-tested.

Here is how my teams and I identify great pilot candidates.

First, we want to know what kinds of digital products a design system should help our client to make. We'll ask them to tee up as many product presentations as they can muster. They'll usually do this by either generating a list of product owners that tend to be early adopters/risk takers, or they'll issue an open call for willing participants.

http://danmall.me/articles/design-systems-pilots-scorecards/

(c) ketabton.com: The Digital Library

Like television pilots help test audience reactions to a series concept without investing significant resources to create the whole thing, application pilots are a good foundation for ensuring your design system's design and code are battle-tested.

–Dan Mall

https://superfriendlydesign.systems/articles/design-systems-pilots-scorecards/

(c) ketabton.com: The Digital Library

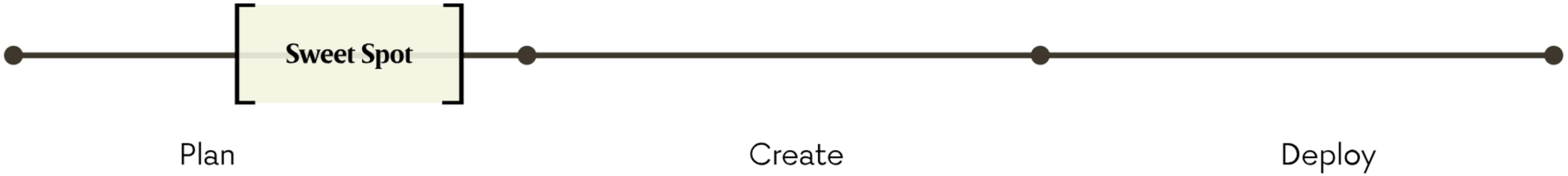

(c) ketabton.com: The Digital Library

CRITERIA FOR CHOOSING PILOT PROJECTS

- **Potential for common components & patterns -** Does this pilot have many components and patterns that can be reused elsewhere?
- **Scope -** Is this work accomplishable in our pilot timeframe of [3–X weeks]?
- **Technical feasibility & independence -** How simple is the technical implementation? Is a large refactor or migration required?
- **Available champion -** Will someone working on this product be a good guinea pig, see it through, and then celebrate/evangelize (and even contribute back to) the design system?
- **Marketing potential -** Will this work excite others to use the design system?

(c) ketabton.com: The Digital Library

Mobil

KMOL Advisory Council Meeting

Search this site

15 **Time:** 11:00
>>
C
dar

rom

lext

There are no items to show in this view of the "Text Box" list. To add a new item, click "Add new item".

Add new item

Meeting Agenda

Subject	Owner	Time
Introduction & Safety		11:00 - 11:15am
Enterprise Information Management Vision & Strategy		11:15 - 12:15pm
TKT Pilot Update and Early Adopter Program		12:15 - 12:45pm
Break		12:45-1:00pm
SharePoint 2013 & 2016 Technology Program		1:00 - 2:00pm
NA KM Conference & AP KM Conference Results		2:00 - 2:30pm
Knowledge Management Forum (KMF)		2:30 - 2:45pm
Dec Meeting: It's All About SharePoint		2:45 - 3:00pm

Follow Ups

Title	Assigned To

There are no items to show in this view of the "Follow Ups" list.

Document Library

Type	Name
	AP KM Conference
	KMOL Meeting Notes
	KM Conference and KNOWvember Campaign Update
	KMOLACMeetingHighlights10-15
	KMOLACOct2015Meeting
	Enterprise Information Management Vision and Strategy
	SP2013 and 2016 Tech Program

(More Documents...)

Add document

Quick Links

There are currently no favorite links to display.

Corporate Sep
Ownership &
Privacy guidelines including Surv
S

(c) ketabton.com: The Digital Library

ExxonMobil

VISIT AGENDA

EMIT Buenos Aires

Thursday, April 14

Edit

START	END	TOPIC	FACILITATOR	LOCATIONS
9:00 am	9:30 am	Kick-off, Ice breaker, Agenda review	Cecilia	704
9:30 am	10:00 am	2016 Safety Program	All	704
10:00 am	10:30 am	Making ourselves the partner of choice	Fred	704
10:30 am	11:15 am	Base vs. Projects/SWIs balance - Licenses Cost Reduction	Eloisa	704
11:15 am	11:30 am	Break		
11:30 am	12:00 pm	UIA Results and Follow Ups	Paula	704
12:00 pm	1:00 pm	Lunch		
1:00 pm	2:00 pm	ITCM Migration, CRE process	Paul	704
2:00 pm	4:00 pm	Technology Roadmaps	Lenora & Fred	704

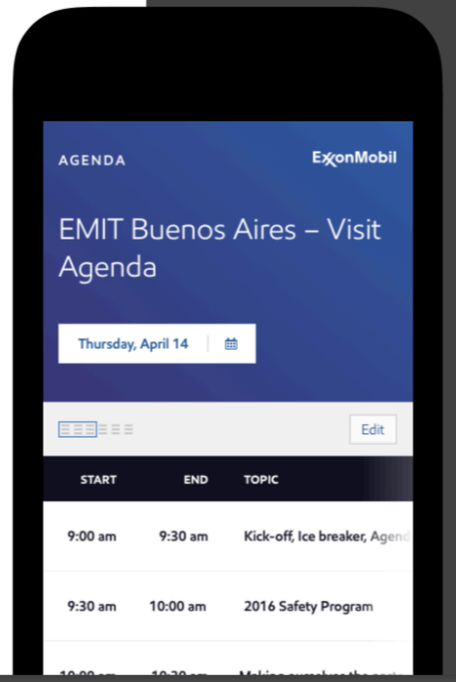

(c) ketabton.com: The Digital Library

ExxonMobil

VISIT AGENDA

EMIT Buenos Aires

Thursday, April 14

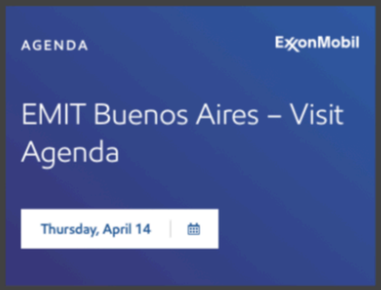

(c) ketabton.com: The Digital Library

Identity & Access Management ▸ Home

I Like It | Tags & Notes

Identity & Access Management

Search this site...

Pictures
Surveys
2015 SAP Certification Survey
Shared Documents
CMRB Shared Documents
IAM MoC
Project Name Lookup
Centralized Project Documents
Meeting Minutes
IAM Business IT Board Workspace
IAM Service Board Workspace
IAM Governance Council Workspace
Retired HC Data

Lists
Calendar
Tasks
IAM Business Outstanding Issues Tracker
IAM 2015 Lessons Learned



Identity Management

Marketing
- Introducing Identity & Access Management
- Identity & Access Management Overview
- Identity Manager At A Glance
- Logos
- PowerPoint Templates
- How to Add Email Signature
- Brand Standards

Quick Reference Guides
- Create New Identity
- Update Existing Identity
- Update Personal Information
- Update Location Information
- Update Alternate Contact
- Update Other Phone & Pager
- Update VIP & VIP Delegate
- Approve New Identity Request



Access Management

Marketing
- Introducing Identity & Access Management
- Identity & Access Management Overview
- Access Manager At A Glance
- Access Manager Demo
- Margaret Mattix Testimonial
- Logos
- PowerPoint Templates
- Posters & Banners
- Brand Standards

Quick Reference Guides
- Navigate in Access Manager
- Request New Access
- Respond to Approval Requests
- Track Status of Requests
- Manage Existing Access
- Setup SAP Workflow/DOAG
- Approve or Change User Group
- SODQC109 - SOD Failure Report



Ownership Management

Marketing
- Introducing Identity & Access Management
- Identity & Access Management Overview

Quick Reference Guides
There are no items to show in this view.

(c) ketabton.com: The Digital Library

XRIM

XTO Resource & Identity Managament

Search

Home | Approvals 11 | Direct Reports | Hi, Michael

! Service outage: Due to planned maintenance, Access Manager for SAP will be unavailable on August 30, from 8:00am to 12:00pm Central Time. Dismiss

- My Profile
- My Team
- My Accounts
- Request Access by Role
- My Telecom
- My IT Resources
- My Access

Did You Know?

Updating user information such as your phone numbers and location data in XRIM will sync to Outlook, Notes and Lync.

FAQs

- What is XRIM?
- Who can update my profile information?
- What do I do if I see incorrect information that I can't edit?
- Are there any available search options in XRIM?
- How do I view profile and team information for people

(c) ketabton.com: The Digital Library

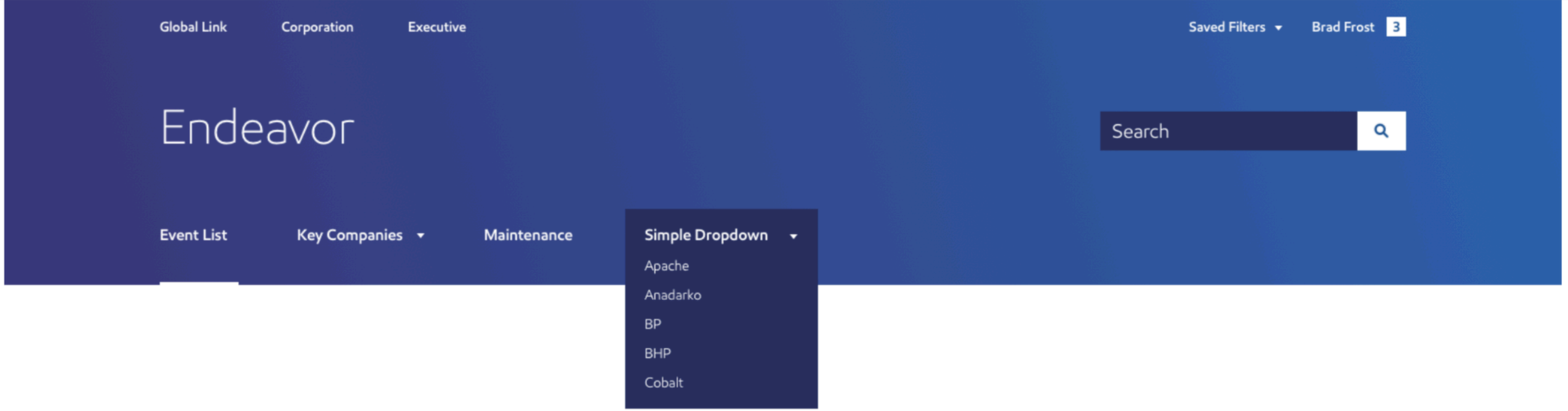

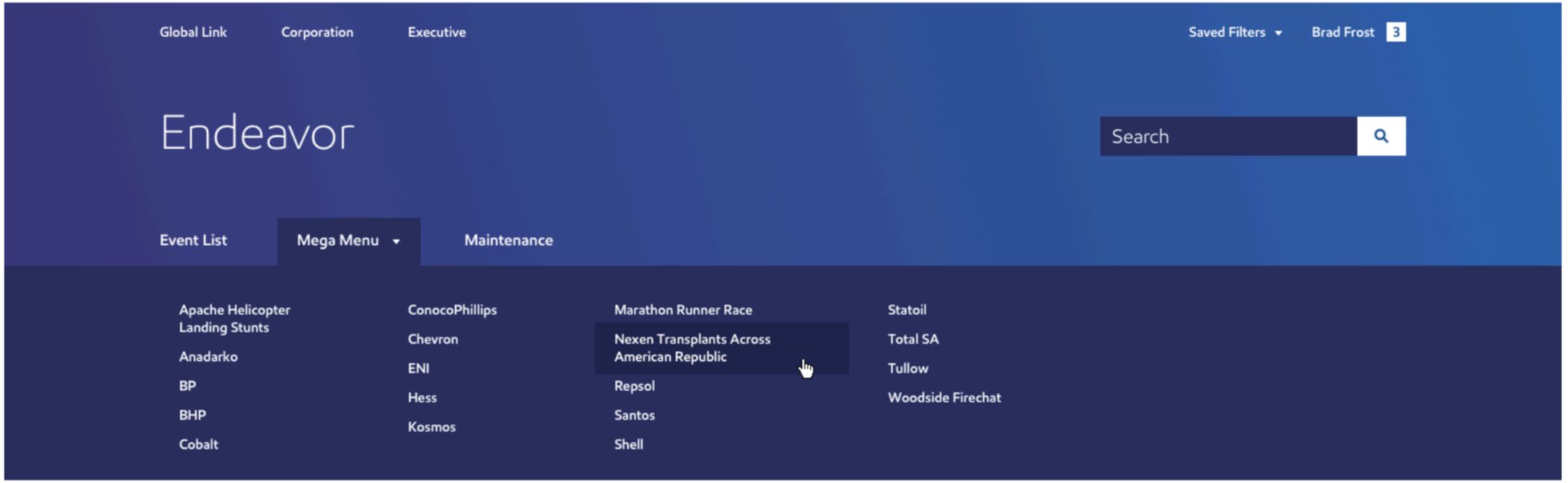

(c) ketabton.com: The Digital Library





Global header

Home › My trips ›

My trips

Current | Past | Canceled | Find a trip

Trip			Traveler(s)	Receipt
New York/Newark HIJ123	Wed, Jan 2, 2019 Thu, Jan 3, 2019	BOS - EWR EWR - BOS	Marilyn Theresa Brinker	View receipt Email receipt View inflight purchase receipts
New York/Newark PF6T55	Mon, Dec 31, 2018 Mon, Dec 31, 2018	BOS - EWR EWR - BOS	Marilyn Theresa Brinker	View receipt Email receipt View inflight purchase receipts
Houston ZX486K	Wed, Dec 26, 2018 Thu, Dec 27, 2018	BOS - IAH IAH - BOS	Marilyn Theresa Brinker	View receipt Email receipt View inflight purchase receipts

To request a receipt seven days after the last travel date, please request a past receipt.

FAQs

How do I make changes to a trip?

How do I handle same-day confirmed changes?

How do I modify one traveler's trip?

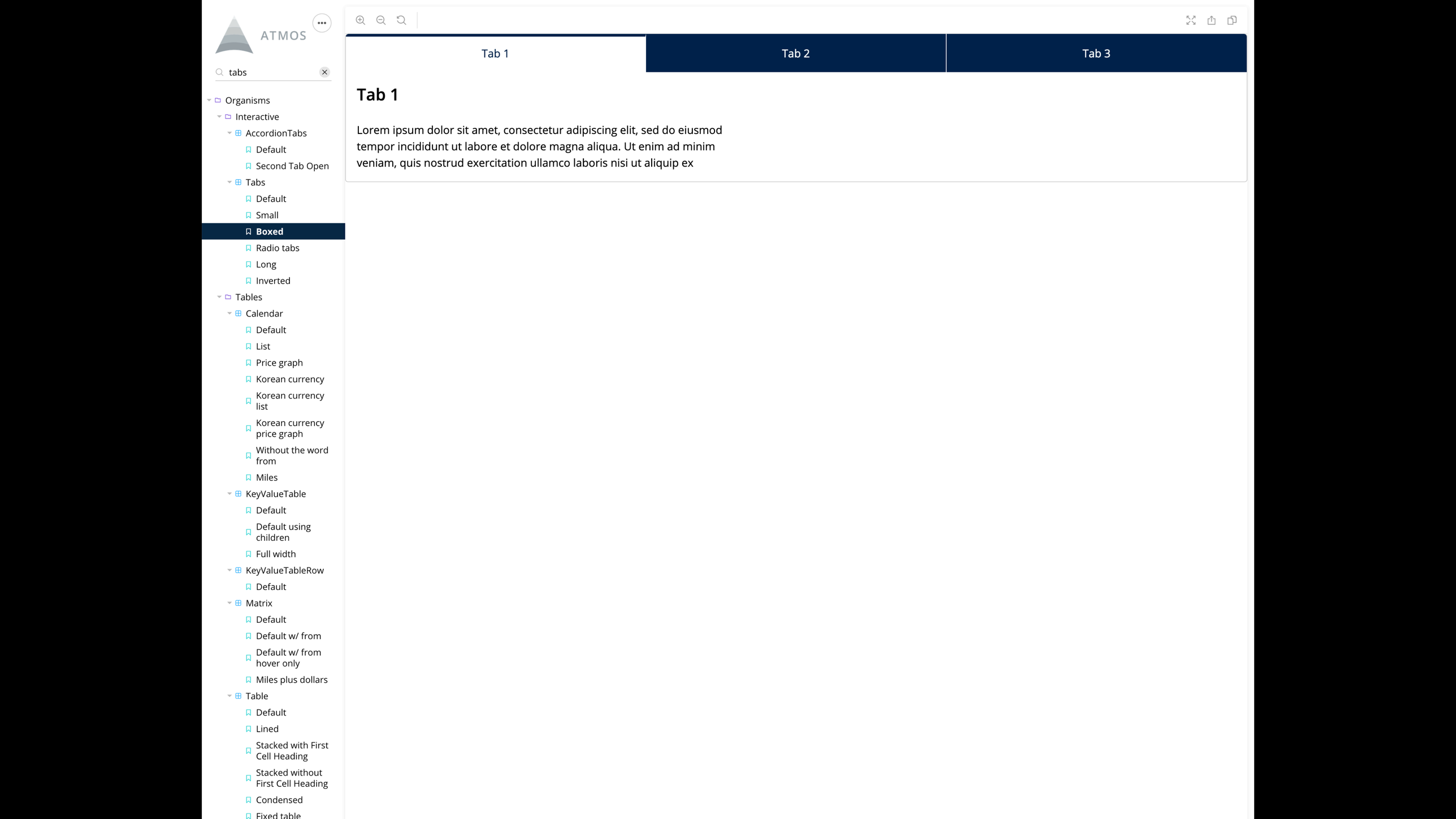
ATMOS
tabs
Organisms
Interactive
AccordionTabs
Default
Second Tab Open
Tabs
Default
Small
Boxed
Radio tabs
Long
Inverted
Tables
Calendar
Default
List
Price graph
Korean currency
Korean currency list
Korean currency price graph
Without the word from
Miles
KeyValueTable
Default
Default using children
Full width
KeyValueTableRow
Default
Matrix
Default
Default w/ from
Default w/ from hover only
Miles plus dollars
Table
Default
Lined
Stacked with First Cell Heading
Stacked without First Cell Heading
Condensed
Fixed table
Tab 1
Tab 2
Tab 3
Tab 1
Lorem ipsum dolor sit amet, consectetur adipiscing elit, sed do eiusmod tempor incididunt ut labore et dolore magna aliqua. Ut enim ad minim veniam, quis nostrud exercitation ullamco laboris nisi ut aliquip ex

- Organisms
  - Interactive
  - Tables
    - Calendar
    - KeyValueTable
    - KeyValueTableRow
    - Matrix
    - Table
      - **Default**
      - Lined
      - Stacked with First Cell Heading
      - Stacked without First Cell Heading
      - Condensed
      - Fixed table
      - Bare table rows
      - Selectable table rows
      - Expandable rows
      - Skeleton table
      - Sticky header
      - Grid
      - Align table cell content left
      - Align table cell content inset left
      - Align table cell content center
      - Align table cell content right
      - Vertical align table cell content center
    - Table Object
      - Default
  - Forms
    - SelectableCardCheckbox
      - Default
      - Radio behavior
    - SelectableCardList
      - Default
- Molecules
  - Messaging
    - Badge
      - Disabled
  - Forms

Table Column 1	Table Column 2	Table Column 3
Table Row 1, Table Cell 1	Table Row 1, Table Cell 2	Table Row 1, Table Cell 3
Table Row 2, Table Cell 1	Table Row 2, Table Cell 2	Table Row 2, Table Cell 3
Table Row 3, Table Cell 1	Table Row 3, Table Cell 2	Table Row 3, Table Cell 3
Table Row 4, Table Cell 1	Table Row 4, Table Cell 2	Table Row 4, Table Cell 3

ATMOS

accordion

- Organisms
  - Interactive
    - Accordion
      - **Default**
      - Really long
      - Multiple Open
      - Accordion initially open
      - Inverted
      - Condensed
    - AccordionTabs
      - Default
      - Second Tab Open

Item #1

Item #2

Item #3

Item #4

(c) ketabton.com: The Digital Library

LATHER. RINSE. REPEAT.

(c) Ketabton.com: The Digital Library



https://bradfrost.com/blog/post/tools-in-the-basement/

(c) ketabton.com: The Digital Library

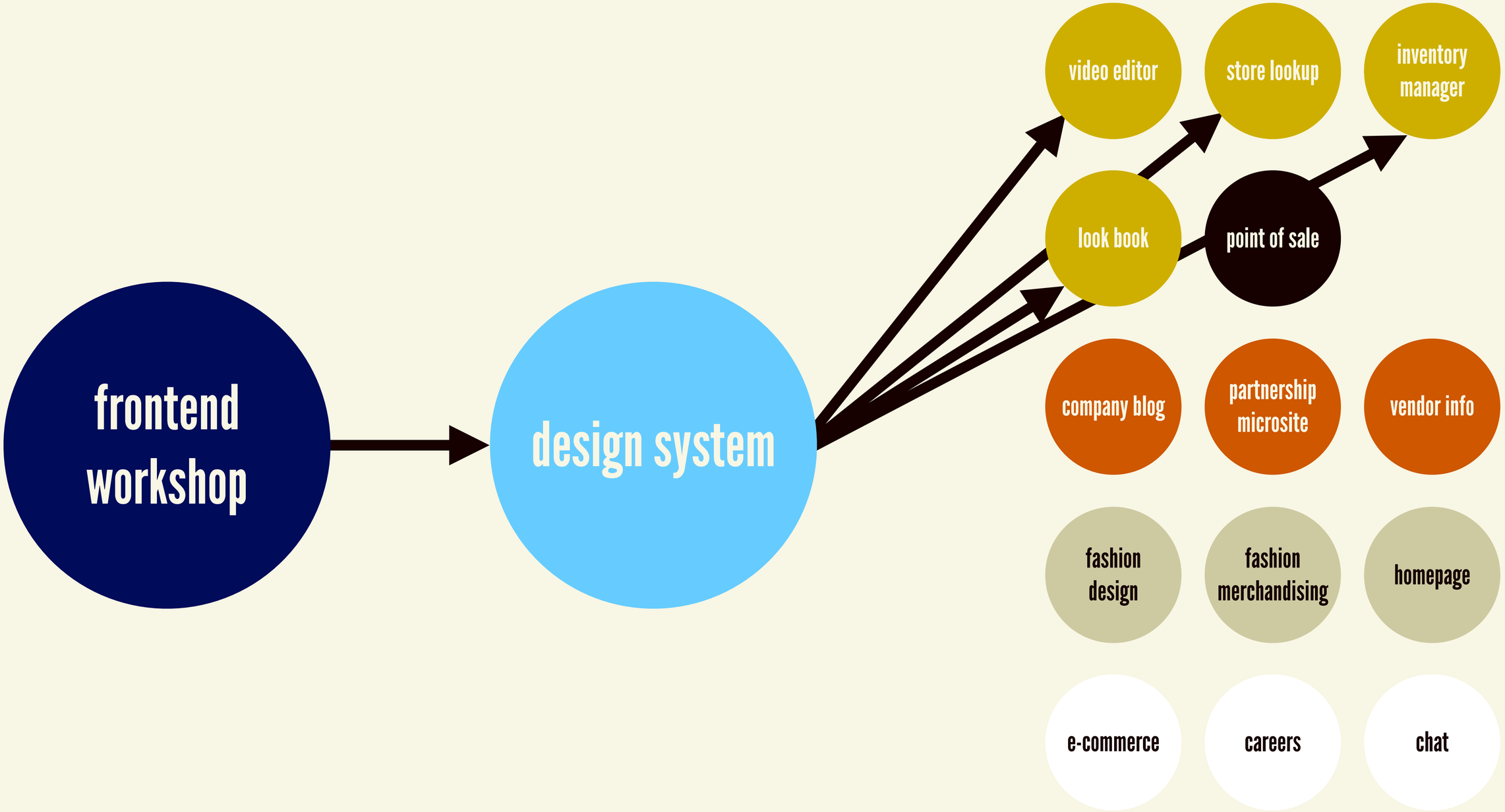

(c) kealton.com The Digital Library





(c) ketabton.com: The Digital Library

Shopping Job: Bank of Texas Remittance Center

Delivery | Pick-up

Purchase Order / Job Number

Pick-up Instructions

ex: Please call 20 minutes before order is ready

Pick-up Date & Time Change

Nov 24, 2020
8 AM – 12 PM*

*This is the earliest delivery date and time.

Pick-up Location Change

123 McKight Rd
Pittsburgh, PA 15229



Customer's Specified Product Name $300.00
UltraLast Interior Paint
Color: Candy Apple Red
Sheen: Flat
10 x **5 gallons**



Customer's Specified Product $300.00
BREAK-THROUGH!® 50 Interior /Exterior WB Acrylic
Color: Delicate White
Sheen: Eggshell
10 x **5 gallons**



Customer's Specified Product Name Goes Here $300.00
Ceiling White Interior Latex
Color: Base
Sheen: Flat
10 x **5 gallons**

Subtotal	$900.00
Tax	$63.00
Total	**$963.00**

☐ I agree to the Terms and Conditions

☐ I acknowledge the Store Return Policy

Submit Order

(c) ketabton.com: The Digital Library

UI Angular Framework (Design System Squad: Q1 PI)

Sprint 1 Wed, Jan 27, 2021	Sprint 2 Wed, Feb 10, 2021	Sprint 3 Wed, Feb 24, 2021	Sprint 4 Wed, Mar 10, 2021	Sprint 5 Wed, Mar 24, 2021	Sprint 6 Wed, Apr 7, 2021
Library build scripts (2 sprints)		**DELIVER: Products listing & add to cart**	**DELIVER: Cart summary + Checkout**		**DELIVER: View order + Jobs pages**
Front-end CLI tools (2 sprints)					
Infrastructure	**Products listing page**	**Add to cart modal**	**Checkout/review order page**	**Orders listing page**	Support
- Set up NPM pipeline (publish + consume)	- 2 column page layout	- Modal component	- 3-column page layout	- Table object component	Bug fixes
- Storybook environment	- Overflow carousel	- Text field component	- Box tab component	- Toolbar component	Cleanup
	- Select field	- Color field component?	- Textarea field component	- Search field component	Documentation catchup
Foundational systems	- Checkbox field	- Primary button component	- Box component	- Table component zebra variant	
- Ratify code/naming conventions	- Band component	- Loading button component	- Stacked block component	- Table component box header variant	
- Typography system	- Grid component	- Inline status component	- Info box recipe	- Sortable table component	
- Token system	- Card component	- Heading status component	- Date picker component	- Bare button component	
- Color system	- Product card recipe	- Media block component	- Time picker select recipe	- Progress stepper component	
- Icon system	- Icon button component	- Product media block recipe	- Product media block recipe variant	- Date/time display component	
- Layout system	- Heading component	- Key/value pair list component	- Inline checkbox component	- Box button component	
	- Star rating select component	- Button group component			
Foundational components	- Default button component			**Jobs listing page**	
- Consolidate existing CDP components	- Pagination or load more or infinite scroll	**Cart summary page**		- Progress bar component	
- Global header component	- Filter recipe	- Table component			
- Primary nav component		- Media block refinement		**Job products page**	
- Global footer component		- Link button component			
- Breadcrumb component		- Sticky sidebar layout?		**Job products page add to cart**	
- Page header component		- Key/value table component			
- Layout container component		- Product card recipe refinement		**Job orders**	
		- Sticky cart summary TBD - mobile		- Tab component	
		Research Angular date picker		**Job invoices**	
				Job details	
				- Small button component	

(c) ketabton.com: The Digital Library

HOW ARE YOU GOING TO MAKE IT?

(c) freedom.com: The Digital Library

DESIGN BRIEF

(c) ketabton.com: The Digital Library

DESIGN BRIEF

- Defines goals, principles, and project scope for design system
- Goals: spell out business and user needs
- Definition: what exactly will be included in the design system
- Principles: what are the guiding principles
- Plan of attack: timeline and scope
- Circulate with team, interviewees, and other stakeholders. Keep the door open for conversation and prevent swoop and poop

(c) Presentation.com: The Digital Library

DESIGN PRINCIPLES

(c) ketabton.com: The Digital Library

PROCESS

PRODUCT

(c) ketabton.com: The Digital Library

DESIGN SYSTEM PROCESS PRINCIPLES

- Make the best thing the easiest thing
- Design for “grab it quick” efficiency
- Design for contribution and community
- Crowd-proof the markup
- Fit the workflow
- Just enough documentation
- Technology agnostic
- Embed the brand in the code
- Consistent, not homogenous
- Opinionated defaults
- Make people smarter just by using it

(c) ketabton.com: The Digital Library

DESIGN SYSTEM PRODUCT PRINCIPLES

- Just enough interface
- Strong and direct
- Speed is a feature
- Adaptable density
- Safety always
- No tricks or stunts
- Recycle, reduce, reuse

(c) ketabton.com: The Digital Library

MATERIAL DESIGN PRINCIPLES

- Material is the metaphor
- Bold, graphic, intentional
- Motion provides meaning
- Flexible foundation
- Cross platform

https://material.io/design/introduction#principles

(c) ketabton.com: The Digital Library

USWDS PRINCIPLES

- Start with real user needs
- Earn trust
- Embrace accessibility
- Promote continuity
- Listen

https://designsystem.digital.gov/design-principles/

(c) ketabton.com: The Digital Library

6 COUNTER-INTUITIVE TESTS FOR CREATING DESIGN PRINCIPLES

- Does it come directly from research?
- Does it help you say ‘No’ most of the time?
- Does it distinguish your design from your competitors?
- Is it something you might reverse in a future release?
- Have you evaluated it for this project?
- Is its meaning constantly tested?

https://articles.uie.com/creating-design-principles/

(c) ketabton.com: The Digital Library

PICK YOUR APPROACH

(c) freedom.com: The Digital Library

METHODOLOGY

(c) ketabton.com: The Digital Library



www.multiscsreen-ux-design.com (Wolfram Nagel / SETH Gmbh)

special thanks to Nathan Curtis and Wolfram Nagel

(c) ketabton.com: The Digital Library







www.multiscsreen-ux-design.com (Wolfram Nagel / SETU GmbH)

(c) ketabton.com: The Digital Library



(c) ketabton.com: The Digital Library



www.multiscsreen-ux-design.com (Wolfram Nagel / SETU GmbH)



www.multiscsreen-ux-design.com (Wolfram Nagel / SETU GmbH)

(c) ketabton.com: The Digital Library



www.multiscsreen-ux-design.com (Wolfram Nagel / SETU GmbH)



www.multiscsreen-ux-design.com (Wolfram Nagel / SETU GmbH)



(c) ketabton.com: The Digital Library



ATOMIC DESIGN

(c) ketabton.com: The Digital Library



(c) ketabton.com: The Digital Library



(c) ketabton.com: The Digital Library

SEARCH THE SITE

LABEL

ENTER KEYWORD

INPUT

SEARCH

BUTTON

(c) ketabton.com: The Digital Library

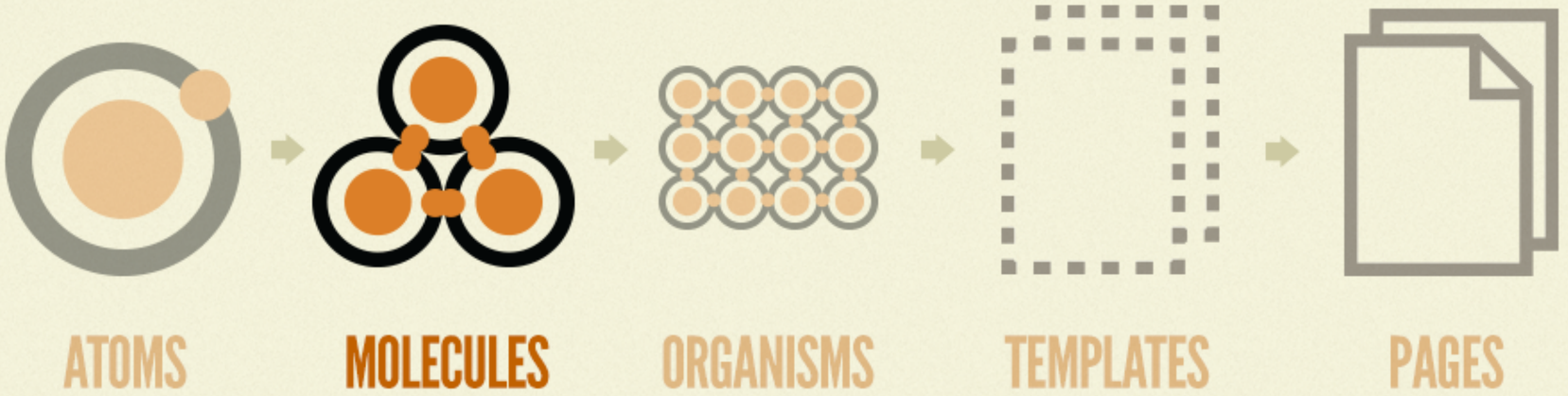

(c) ketabton.com: The Digital Library

SEARCH THE SITE

ENTER KEYWORD

SEARCH

(c) ketabton.com: The Digital Library

SEARCH THE SITE

ENTER KEYWORD

SEARCH

(c) ketabton.com: The Digital Library

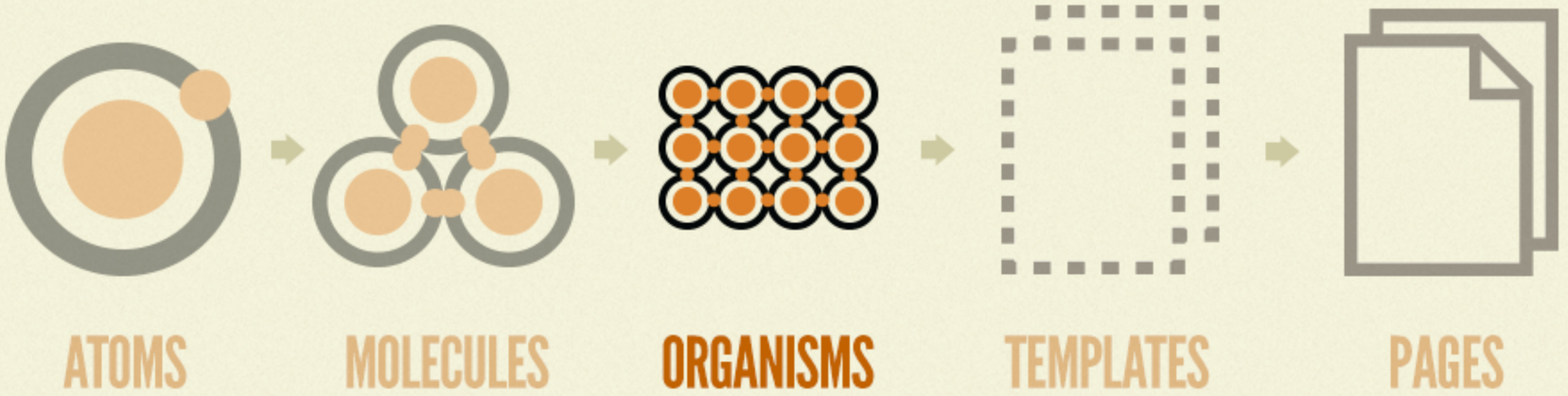

(c) ketabton.com: The Digital Library

SEARCH THE SITE

ENTER KEYWORD

SEARCH

(c) ketabton.com: The Digital Library



(c) ketabton.com: The Digital Library



SIMPLE



COMPLEX

(c) ketabton.com: The Digital Library

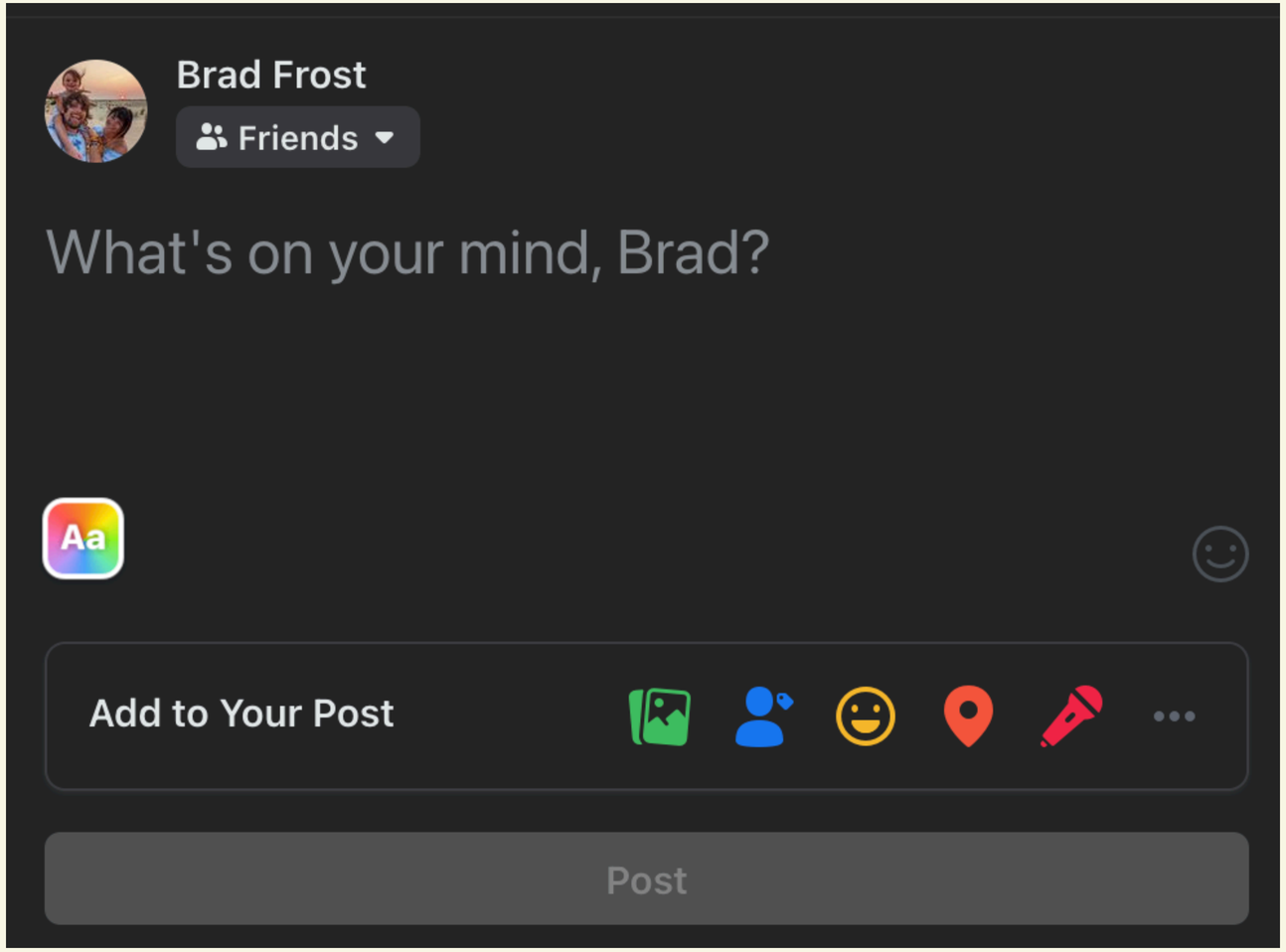

(c) ketabton.com: The Digital Library



(c) ketabton.com: The Digital Library

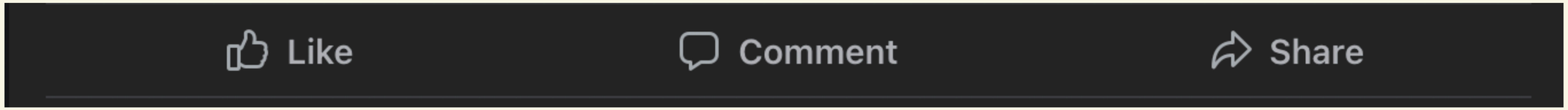

(c) ketabton.com: The Digital Library

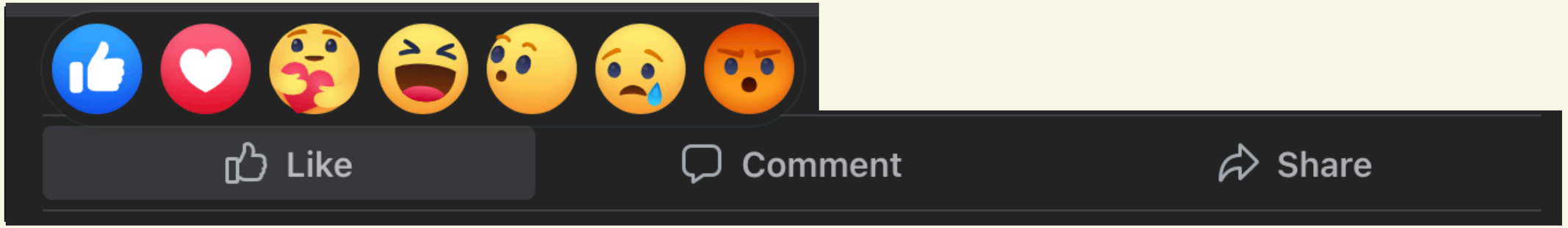

(c) ketabton.com: The Digital Library

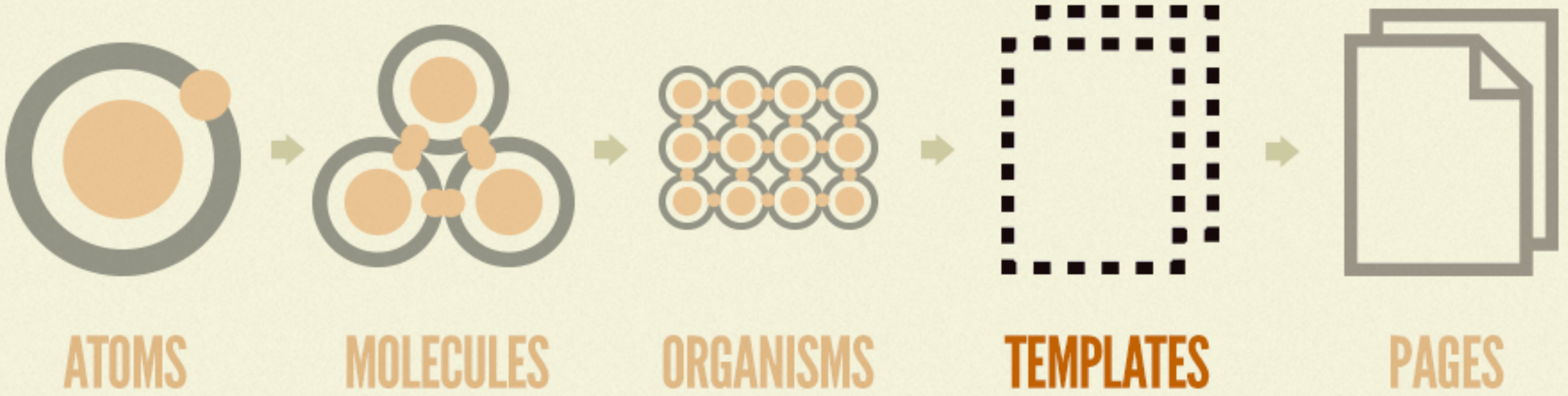

(c) ketabton.com: The Digital Library

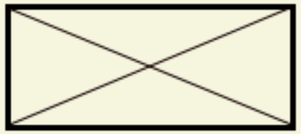

(c) ketabton.com: The Digital Library

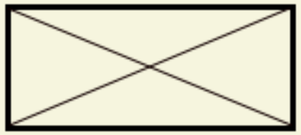

Home About Blog Contact

SEARCH THE SITE

ENTER KEYWORD SEARCH

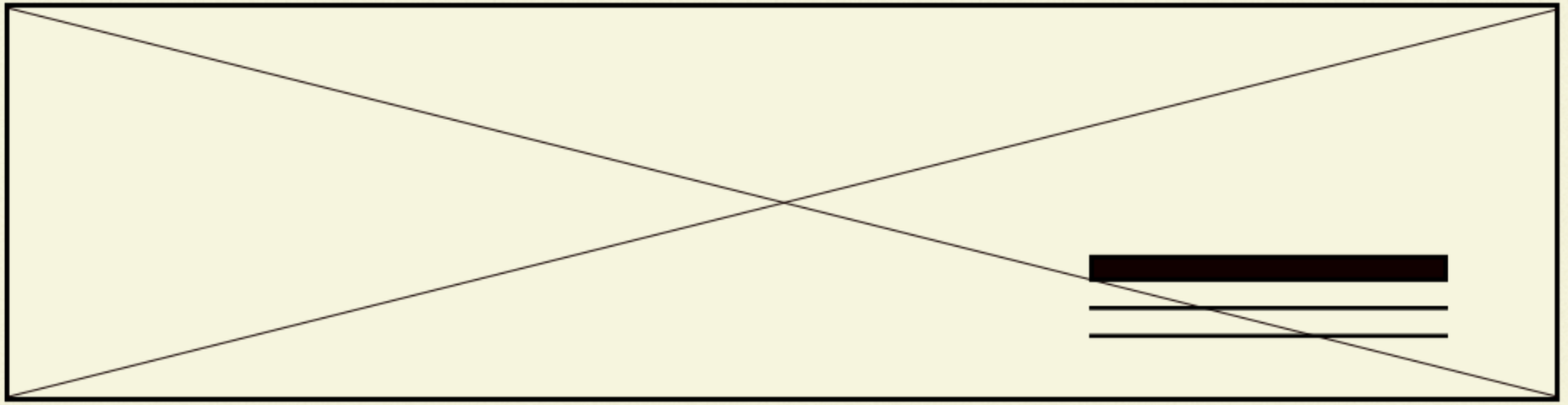

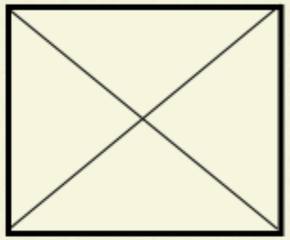



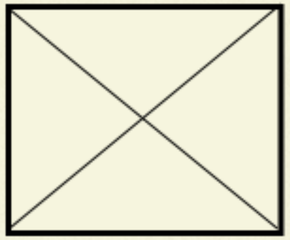

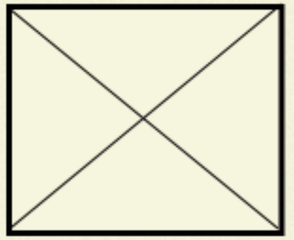

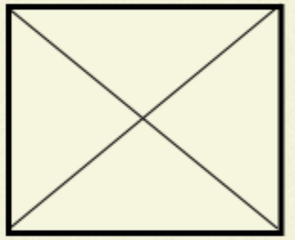

(c) ketabton.com: The Digital Library

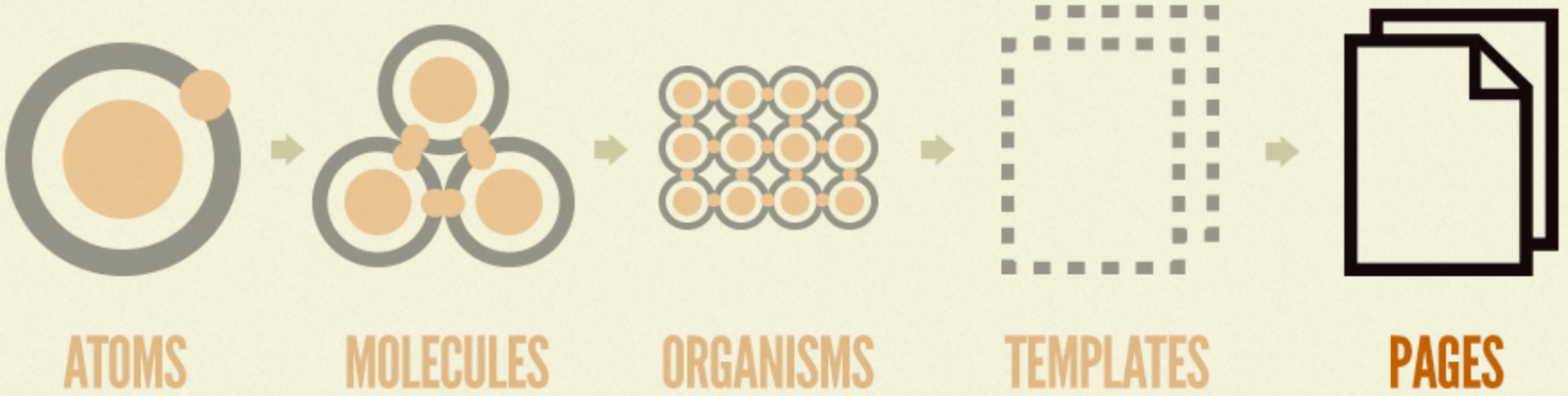

(c) ketabton.com: The Digital Library

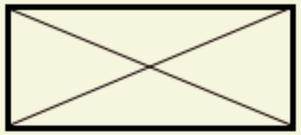

Home About Blog Contact

SEARCH THE SITE

ENTER KEYWORD SEARCH

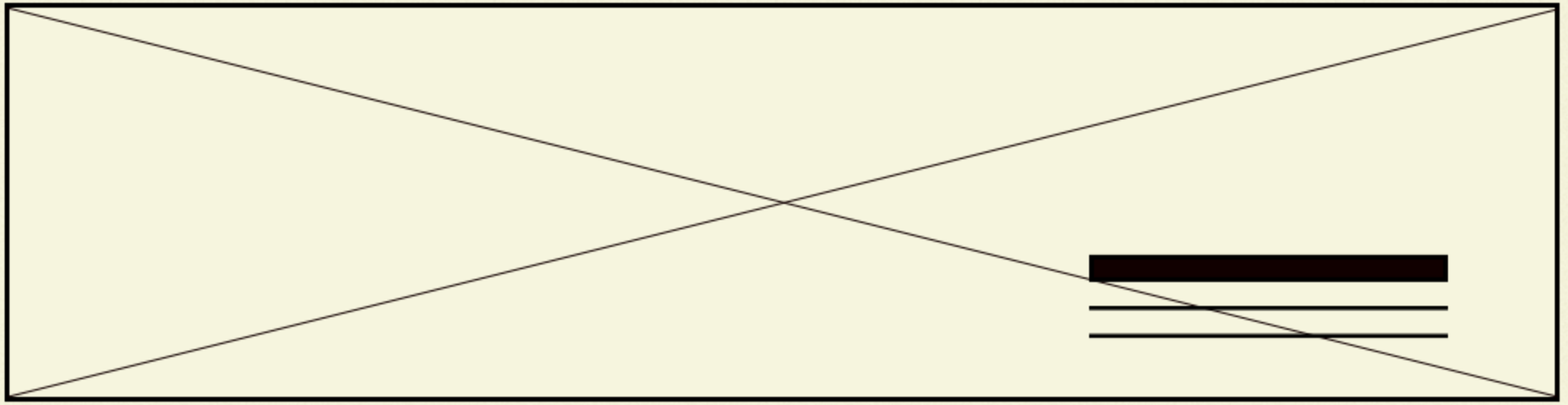

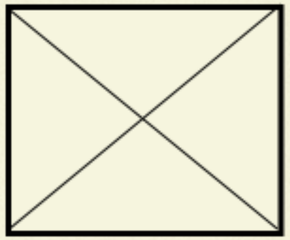



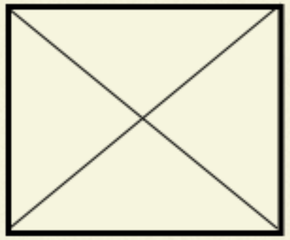

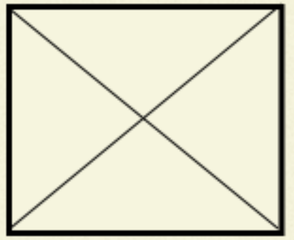

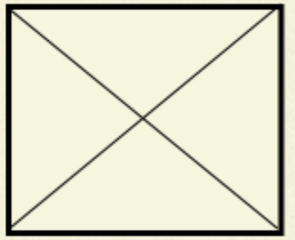

(c) ketabton.com: The Digital Library













(c) ketabton.com: The Digital Library

Alert: due to inclement weather, the ski lifts and lodge areas will be closed between 9AM-7PM on Monday, January 23rd, 2018













(c) ketabton.com: The Digital Library



(c) ketabton.com: The Digital Library

ABSTRACT — CONCRETE



ATOMS MOLECULES ORGANISMS TEMPLATES PAGES

(c) ketabton.com: The Digital Library

The painter, when at a distance from the easel, can assess and analyze the whole of the work from this vantage. He scrutinizes and listens, chooses the next stroke to make, then approaches the canvas to do it. Then, he steps back again to see what he's done in relation to the whole. It is a dance of switching contexts, a pitter-patter pacing across the studio floor that produces a tight feedback loop between mark-making and mark-assessing.

–Frank Chimero

http://read.shapeofdesignbook.com/chapter01.html

(c) ketabton.com: The Digital Library

SYSTEM

PRODUCTS



ATOMS MOLECULES ORGANISMS TEMPLATES PAGES

(c) ketabton.com: The Digital Library

The Design System informs our Product Design.
Our Product Design informs the Design System.

–Jina Anne

https://medium.com/salesforce-ux/the-salesforce-team-model-for-scaling-a-design-system-d89c2a2d404b

(c) ketabton.com: The Digital Library

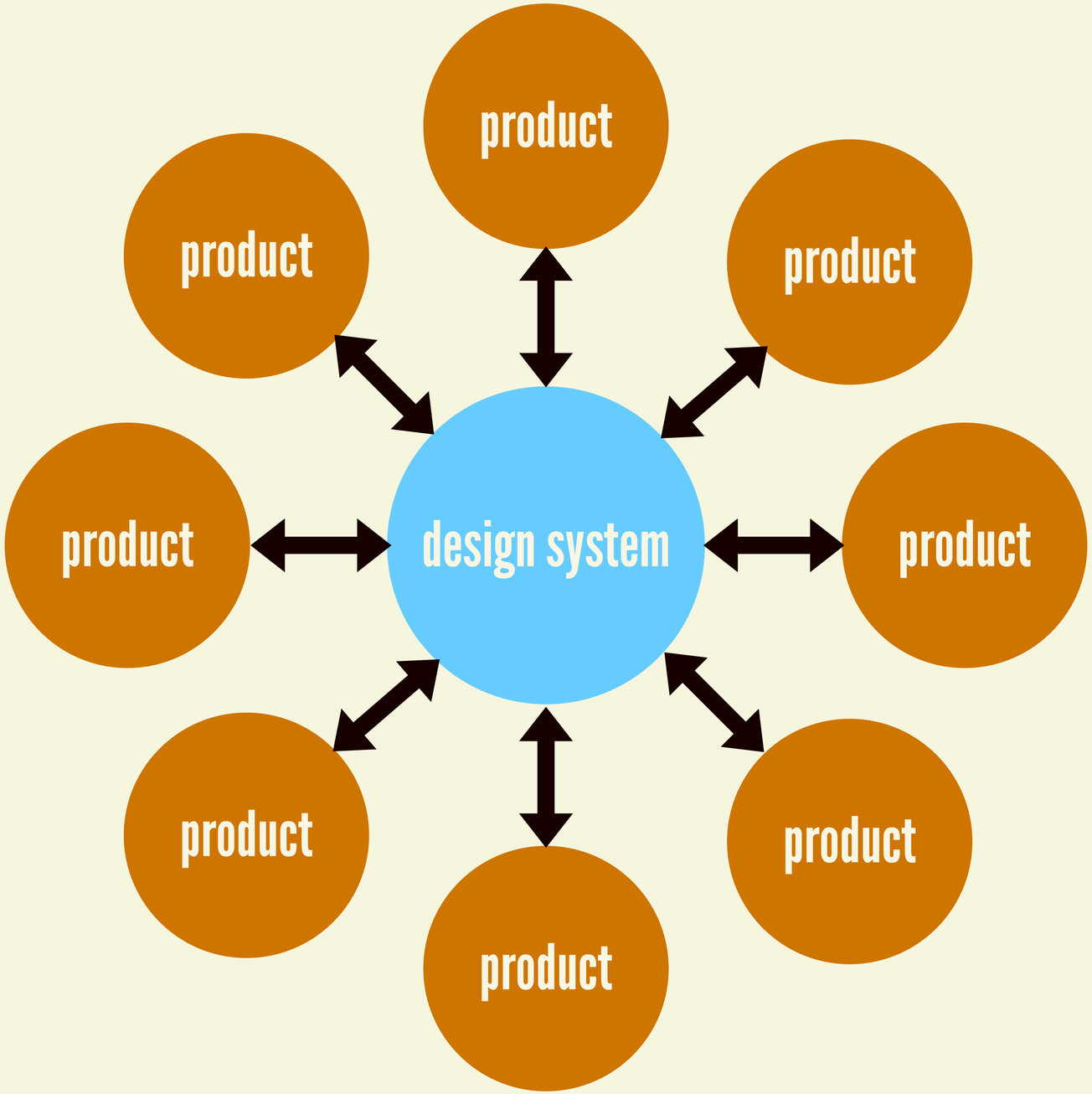

(c) ketabton.com: The Digital Library

ATOMS



MOLECULES



ORGANISMS



TEMPLATES



PAGES

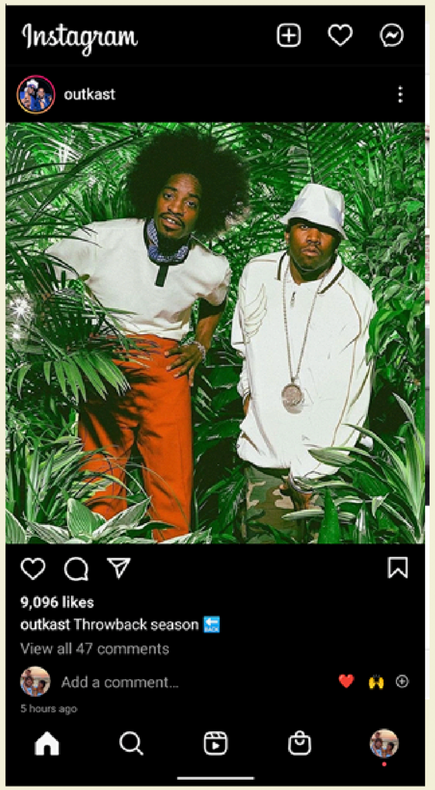

(c) ketabton.com: The Digital Library



https://medium.com/ge-design/ges-predix-design-system-8236d47b0891

(c) ketabton.com: The Digital Library

ATOMIC DESIGN IS A HELPFUL MENTAL MODEL, NOT RIGID DOGMA.

(c) freedom.com: The Digital Library

TOOLS

Amazon.com: The Digital Library



ketabton.com: The Digital Library

a frontend workshop environment

Where do you build UI code? That sounds like a dumb question, but it's a deceptively important one. There's a few ways to do it:

1. **UI code is authored within your application environment.** If you're working on a WordPress or Drupal project, maybe you're writing HTML, CSS, and JavaScript in your theme folder. If you're building a UI in React or Vue.js, you're writing that presentational frontend code in the same codebase that contains the application's business logic.

2. **UI code is authored in a dedicated workshop environment outside of**

https://bradfrost.com/blog/post/a-frontend-workshop-environment/

(c) ketabton.com: The Digital Library

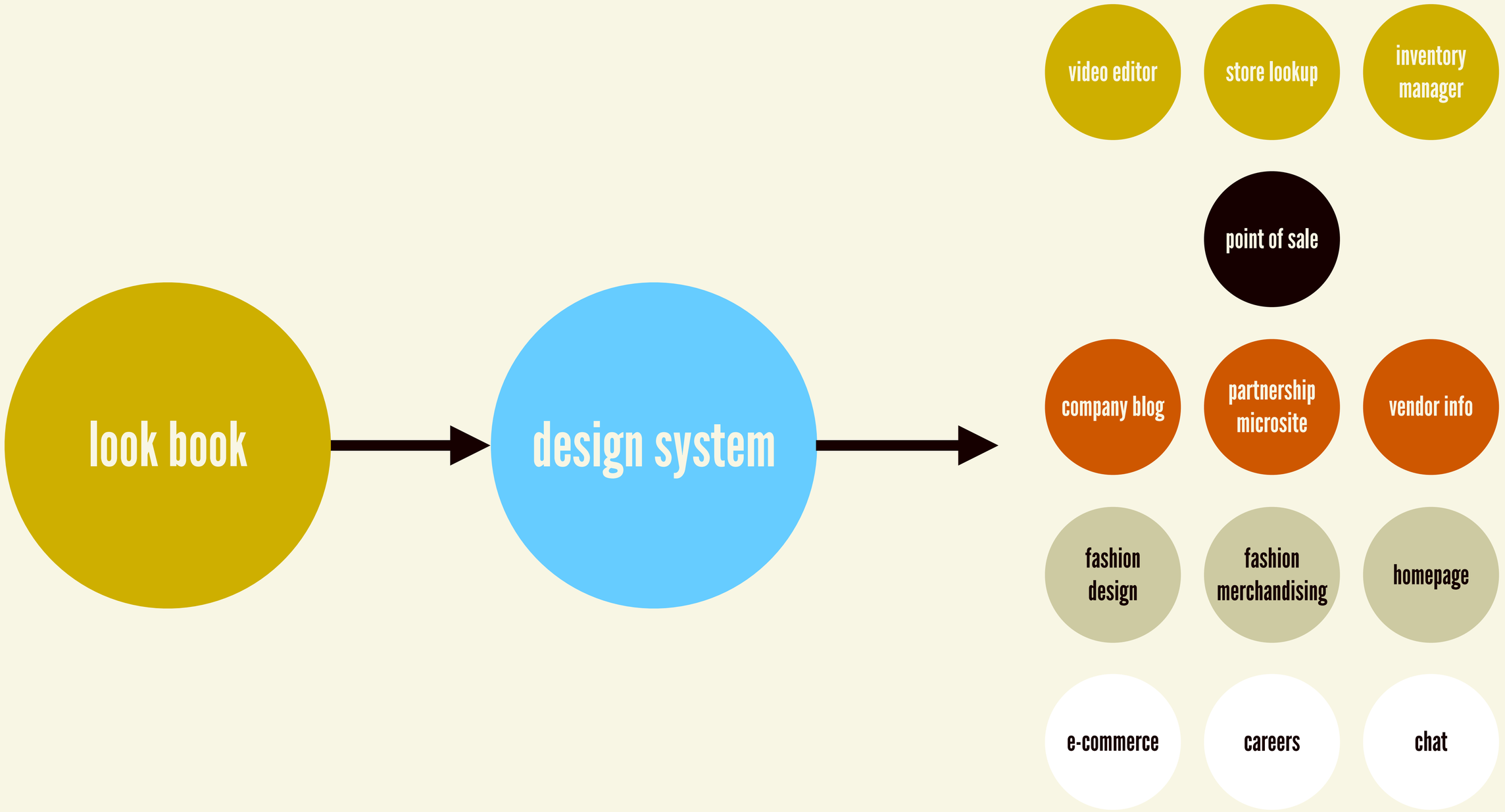

(c) ketabton.com: The Digital Library

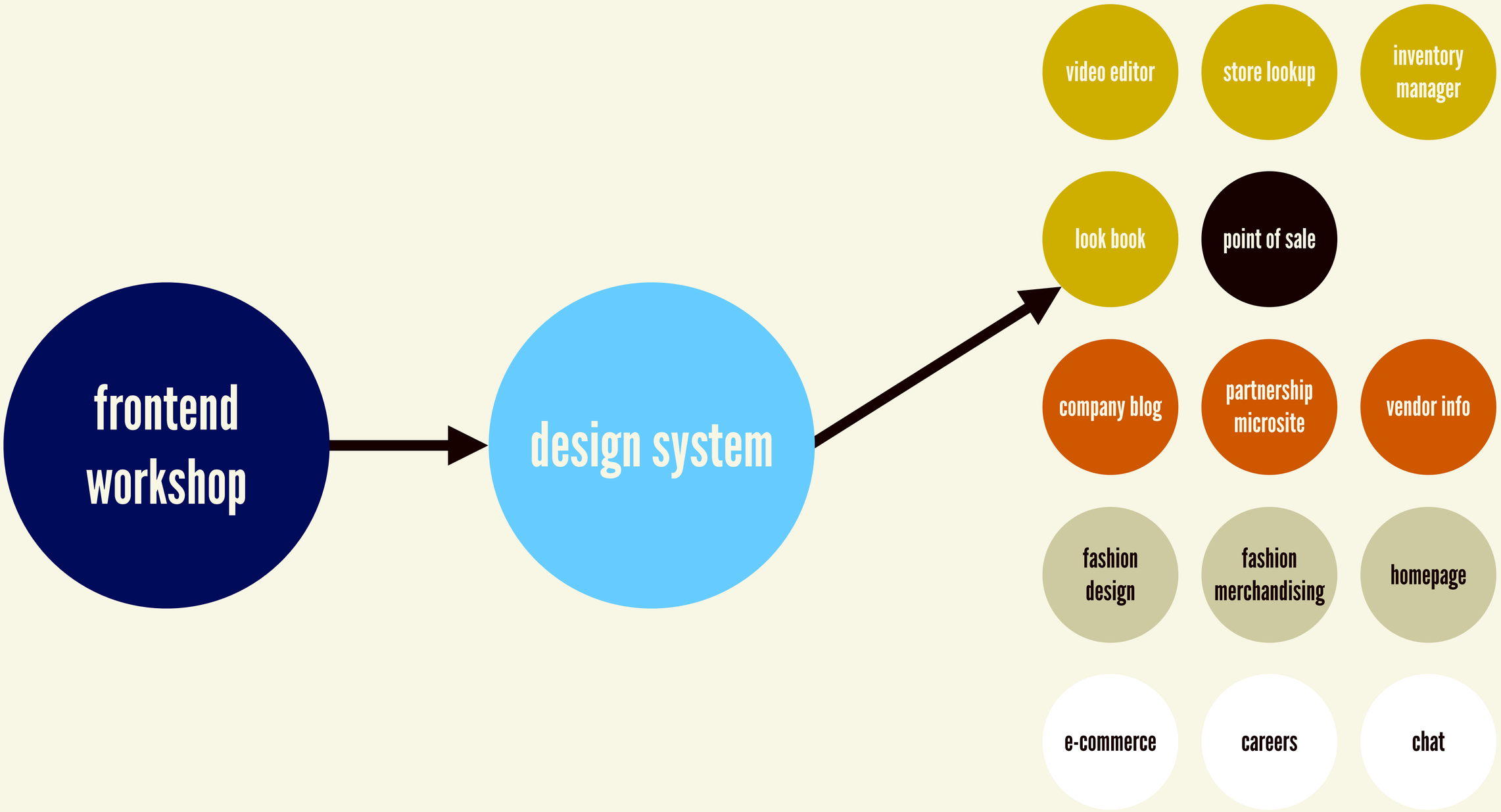

(c) ketabton.com: The Digital Library

Build bulletproof UI components faster

Storybook is an open source tool for developing UI components in isolation for React, Vue, and Angular. It makes building stunning UIs organized and efficient.

Get Started

Watch video

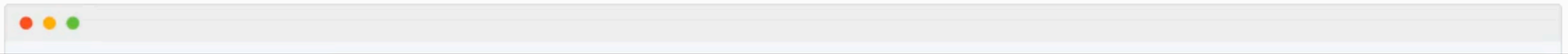

MADE FOR

https://storybook.js.org/

Colors

#ffffff

#cccccc

#999999

#666666

#333333

#000000

Fonts

Primary font: "HelveticaNeue", "Helvetica", "Arial", sans-serif;
Primary font italic: "HelveticaNeue", "Helvetica", "Arial", sans-serif;
Primary font bold: "HelveticaNeue", "Helvetica", "Arial", sans-serif;
Secondary font: Georgia, Times, "Times New Roman", serif;
Secondary font italic: Georgia, Times, "Times New Roman", serif;
Secondary font bold; Georgia, Times, "Times New Roman", serif;

Animations

Fade: Duration: 0.3s Easing: ease-out (Hover to see effect)

(c) ketabton.com: The Digital Library

Tables

UI patterns for displaying tabular data.

Data Table

TABLE HEADING 1	TABLE HEADING 2
Value	Value
Value	Value

Data Table Complex

TABLE HEADING 1	TABLE HEADING 2	TABLE HEADING 3	TABLE HEADING 4	TABLE HEADING 5	TABLE HEADING 6
TAS	**Testing task 3** LOW COMPREHENSIVE MAN...	Staged	Saarah McMillon	Oct 03, 2016	
WO	**Testing task 3** LOW COMPREHENSIVE MAN... Download Global Global	Staged	Samuel Matthews Customer	Oct 03, 2016	

(c) ketabton.com: The Digital Library

Page Title

Lorem ipsum dolor sit amet, consectetur adipisicing elit, sed do eiusmod tempor incididunt ut labore et dolore magna aliqua. Ut enim ad minim veniam

TABLE HEADING 1	TABLE HEADING 2
Value	Value
Value	Value

Label

(c) ketabton.com: The Digital Library

EMIT Buenos Aires

Meeting Agenda

This is optional description text that should succinctly describe the page's content.

Add Edit

START	END	TOPIC	FACILITATOR	LOCATIONS
9:00am	9:30am	Kick-off, Ice breaker, Agenda review (view details)	Cecilia	704
9:30am	10:00am	2016 Safety Program	All	704
10:00am	10:30am	Making ourselves the partner of choice (view details)	Fred	704
10:30am	11:15am	Base vs Projects/SWIs balance - Licences Cost Reduction (view details)	Eloisa	704
11:15	11:30	Break		

(c) ketabton.com: The Digital Library

APPLICATION	END DATE
Application name 1	▲ Jan 30, 2019
Application name 2	■ July 15, 2017
Application name 3	▼ Sep 30, 2016
Application name 4	× Jan 1, 2014
Application name 5	× Jan 28, 2012
Application name 6	▼ August 22, 2016
Application name 7	■ Sep 29, 2017
Application name 8	× Jan 1, 2014
Application name 9	▲ Jan 30, 2019
Application name 10	■ July 15, 2017

Key: ▲ **24+ months out** ■ **6-24 months** ▼ **Under 6 months** × **Retired**

(c) ketabton.com: The Digital Library

432 results for Microsoft Project

Result Types | Status | Tier | Sort By Relevance

NAME	VENDOR	CONTACT	STATUS
Application name 3.1 Handles the essential data for managing the Fixed Equipment inspection function. Eight functions are... *Application: APP-917*	XOM	**Application Development Lead** Tom M Bordelon **Application Support Group** GSC, EMIT, APPS, M&S, MR&O, EQ, RE&ENG	▲ Active ■ Medium Risk Tier 2
Application name 2.0 Handles the essential data for managing the Fixed Equipment inspection function. Eight functions are... *Application component: COM-20795*	ExxonMobil	**Application Support Group** GSC, EMIT, APPS, CORP, PROC	× Retired
Foundation component name 5.8 Runtime environment and libraries for the .NET application environment *Foundation component: COM-1915*	Microsoft	**Consulting Architect** Eric M Johnston **Application Support Group** GSC, EMIT, APPS, M&S, MR&O, EQ, RE&ENG	▲ Endorsed Tier 1
Foundation component name 3.1 Handles the essential data for managing the Fixed Equipment inspection function. Eight	XOM	**Application Development Lead** Tom M Bordelon	▼ Not endorsed Tier 3

This is an optional description for Monday's agenda. We're be kicking off in style with donuts and kolaches, because that's how we roll.

Add Edit

START	END	TOPIC	FACILITA
9:00am	9:30am	Kick-off, Ice breaker, Agenda review (view details)	Cecilia
9:30am	10:00am	2016 Safety Program	All
10:00am	10:30am	Making ourselves the partner of choice (view details)	Fred
10:30am	11:15am	Base vs Projects/SWIs balance - Licences Cost Reduction (view details)	Eloisa
11:15	11:30	Break	
11:30am	12:00pm	Kick-off, Ice breaker, Agenda review	Cecilia

(c) ketabton.com: The Digital Library

This is an optional description for Monday's agenda. We're be kicking off in style with donuts and kolaches, because that's how we roll.

Add Edit

START	END	TOPIC	FACILITA
9:00am	9:30am	Kick-off, Ice breaker, Agenda review (view details)	Cecilia
9:30am	10:00am	2016 Safety Program	All
10:00am	10:30am	Making ourselves the partner of choice (view details)	Fred
10:30am	11:15am	Base vs Projects/SWIs balance - Licences Cost Reduction (view details)	Eloisa
11:15	11:30	Break	
11:30am	12:00pm	Kick-off, Ice breaker, Agenda review	Cecilia
12:00am	1:00am	Lunch	

(c) ketabton.com: The Digital Library

Your design system

Press "/" to search...

ATOMS

- Design Tokens
- Forms
- Text
- Icons
- Utilities

ORGANISMS

- Interactive
- Buttons
- Forms
- Global
- Lists-And-Collections
- Sections
- Tables
- Text
- Toolbars

MOLECULES

- Messaging
- Forms
- Layout and Containers
- Blocks
- Navigation
- Buttons
  - Button
    - **Default**
    - Default With Icon Before
    - Default With Icon After
    - Primary
    - Tertiary
    - Ghost
    - Disabled
    - Bare Icon
    - Text Link Button
    - Text Link With Icon
    - Large
    - Small
    - Tiny
    - Loading
    - Primary Loading
  - Tags
- Lists-And-Collections
- Global
- Text
- Tables

PAGES

- Homepage
  - Template

Canvas | Docs



(c) ketabton.com: The Digital Library

Button

Button

Show code

Name	Description	Default	Control
text*	The visible button text `string`	-	Button
buttonRef	Reference to the button DOM node `object`	-	Adjust object dynamically
className	CSS class names that can be appended to the component. `string`	-	Adjust string dynamically
disabled	Disables the field and prevents editing the contents `bool`	`false`	True / False
fullWidth	Toggles button that fills the full width of its container `bool`	`false`	True / False
hideText	Visually hide button text (but text is still accessible to assistive technology) `bool`	`false`	True / False
href	Link to URL. If href is present, the button will be rendered as an element. `string`	-	Adjust string dynamically
iconName	Name of SVG icon (i.e. caret-down, minus, warning) `string`	-	Adjust string dynamically
iconPosition	Determines position of icon relative to button text. - **before** places icon before button text - **after** places icon after button text `'before'` `'after'`	-	Select...
loading	Loading state passed down from higher level used to trigger loader and text change `bool`	-	True / False
screenReaderText	Visually hidden additional instruction text to help provide screen reader users additional context. For	-	Adjust string dynamically

(c) ketabton.com: The Digital Library

Stories

Default With Icon Before

Button

Show code

Default With Icon After

Button

Show code

Primary

Primary Button

Show code

Tertiary

Tertiary Button

Show code

Ghost

Ghost button

Show code

Disabled

(c) ketabton.com: The Digital Library

Text Link With Icon

Text Link Button

Show code

Large

Large Button

Show code

Small

Small Button

Show code

Tiny

Tiny Button

Show code

Loading

Loading...

Show code

Primary Loading

Loading...

Show code

(c) ketabton.com: The Digital Library

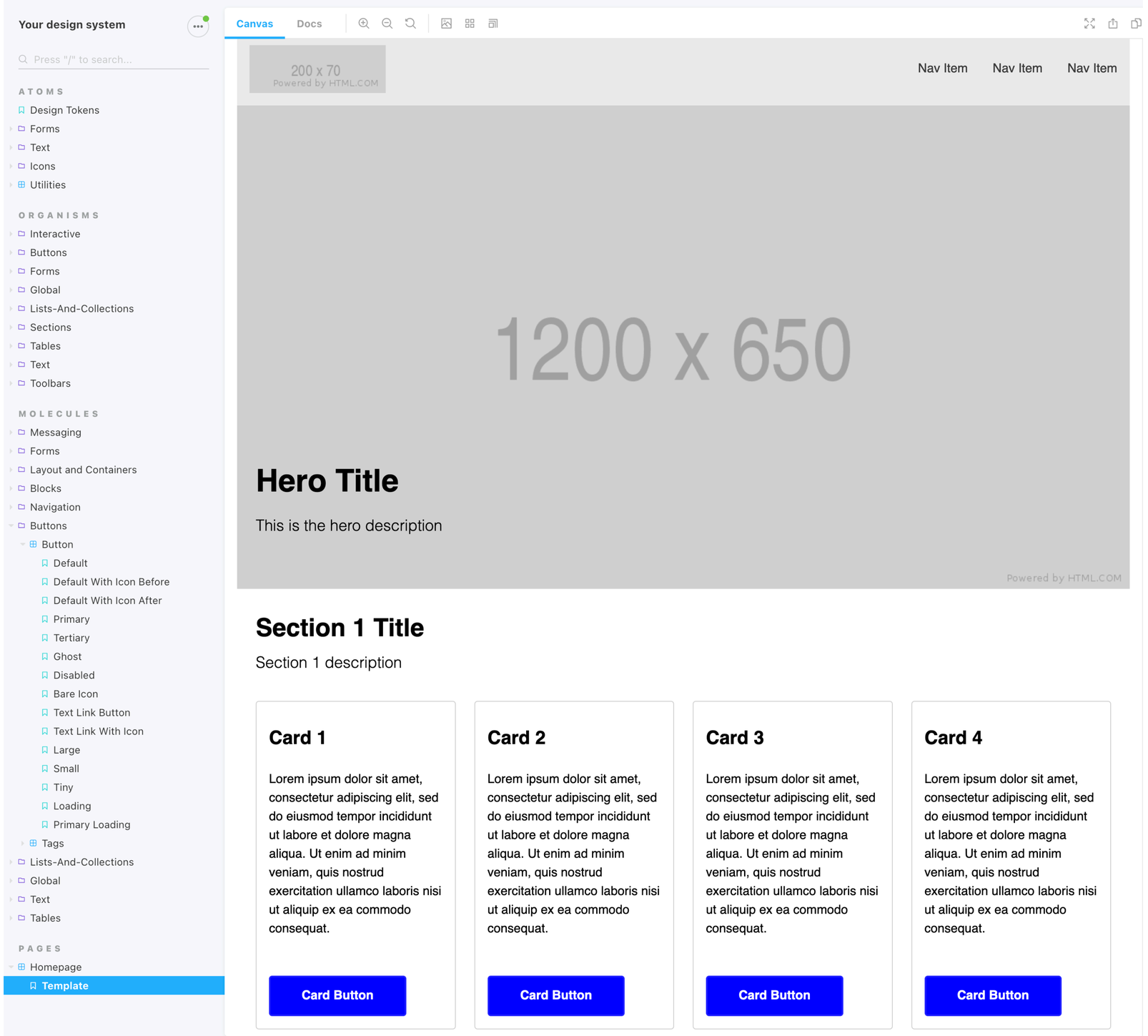

(c) ketabton.com: The Digital Library

STATIC DESIGN TOOLS

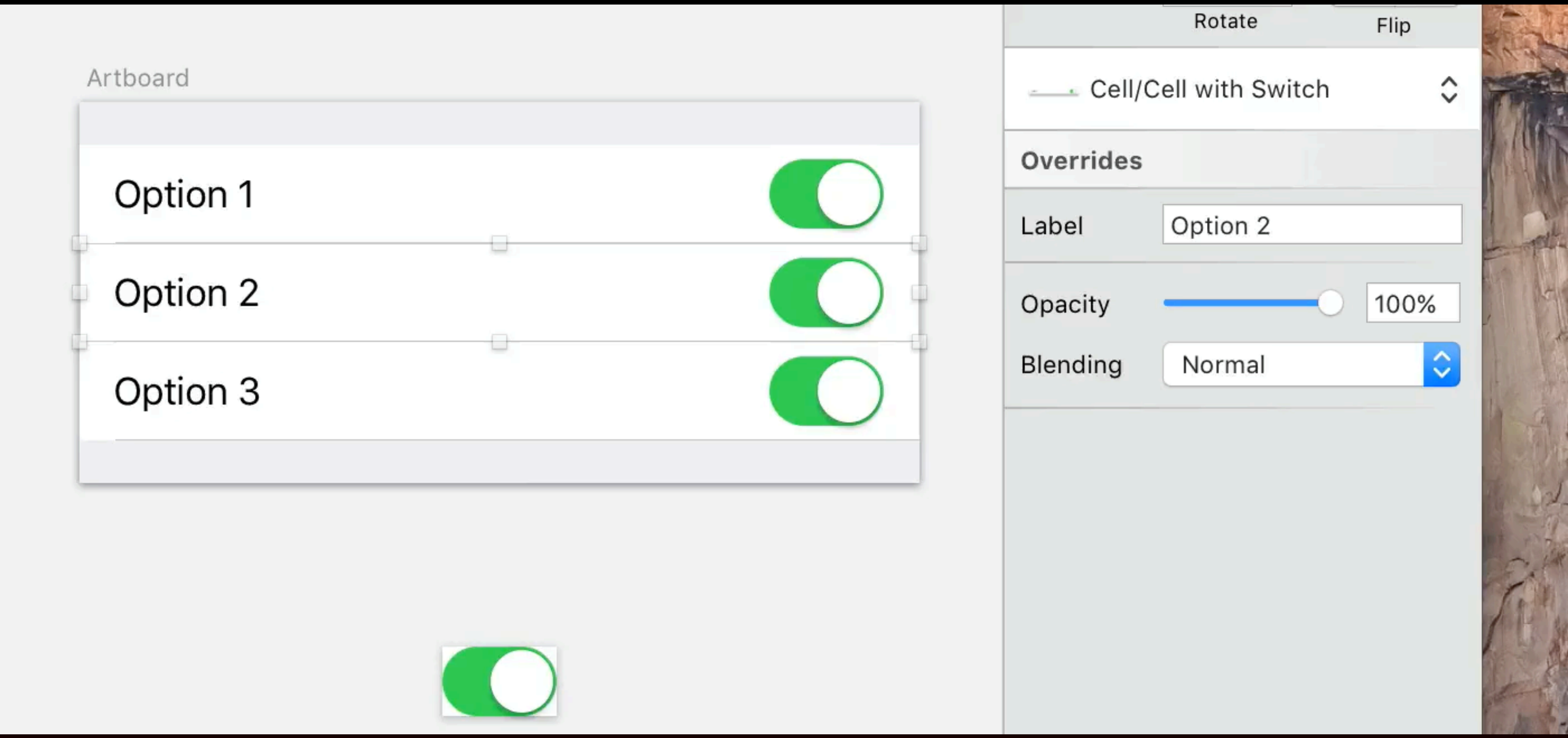

https://www.sketchapp.com/learn/documentation/07-symbols/4-nested-symbols.html

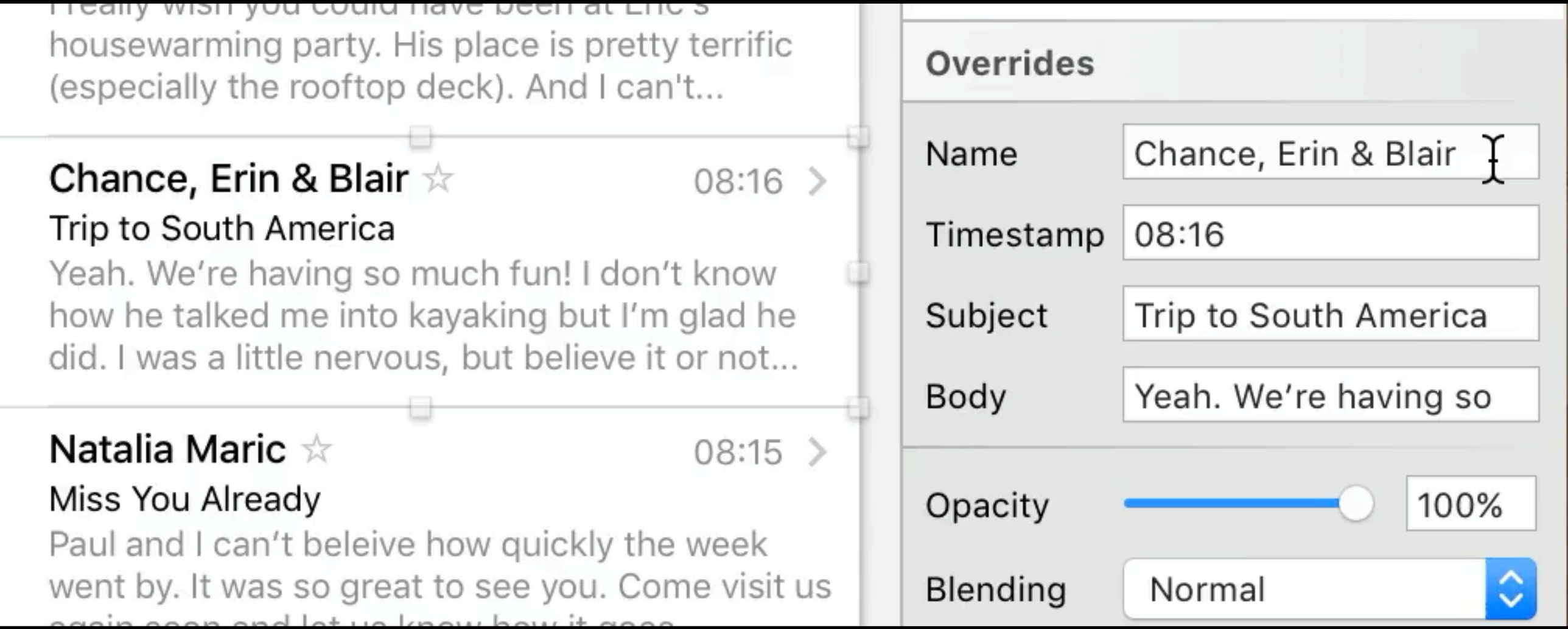

https://www.sketchapp.com/learn/documentation/07-symbols/2-editing-symbols.html

(c) ketabton.com: The Digital Library

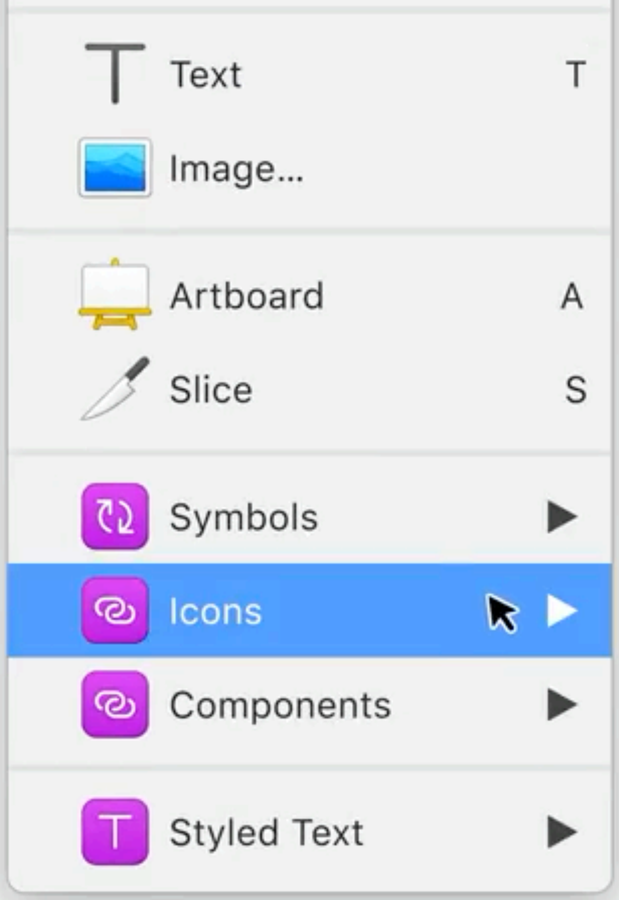

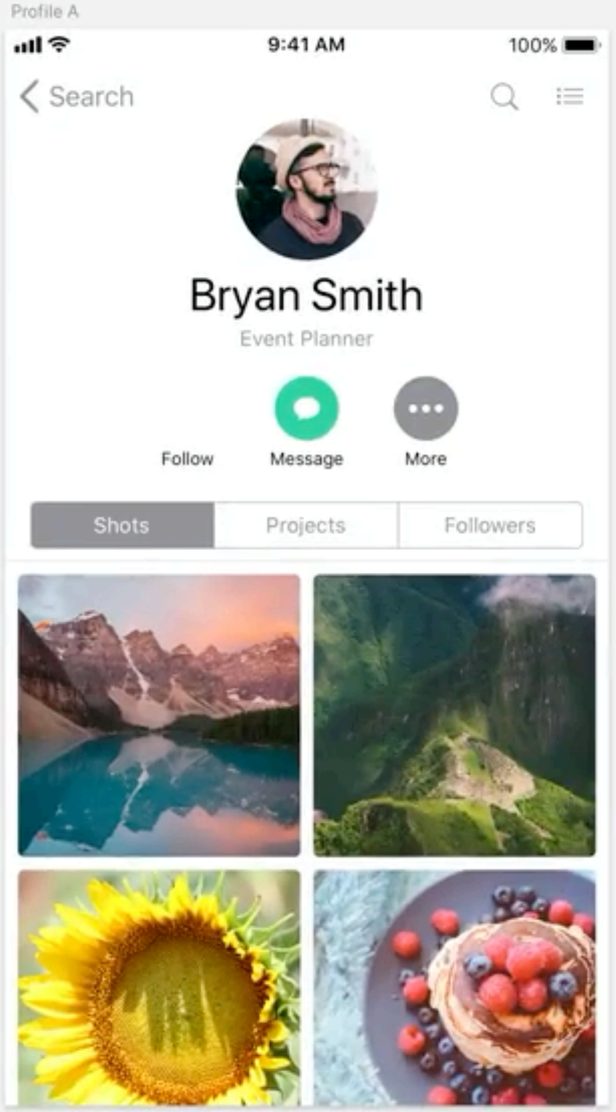

https://www.sketch.com/docs/designing/libraries/

library

XD features

XD delivers dozens of powerful features to help teams design, prototype, share, and collaborate on rich user experiences. Our product roadmap is shaped by input from our community, and new features and enhancements are released every month.
See what's new

Got an idea to make XD better? Tell us about it

Design amazing experiences.

Go from basic wireframes to beautiful designs in no time. Define the look of your user interfaces with vector drawing tools, colors, character styles, grids, guides, and more.

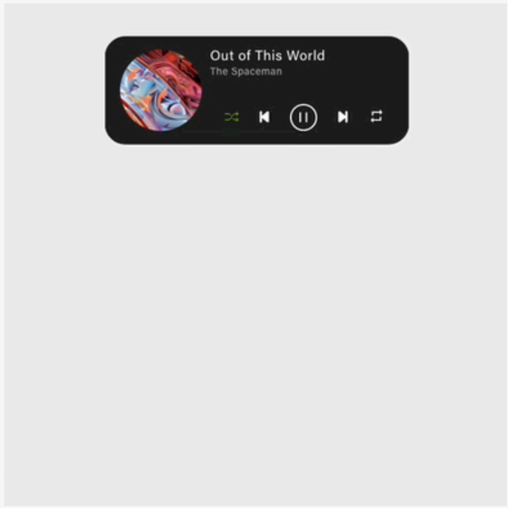

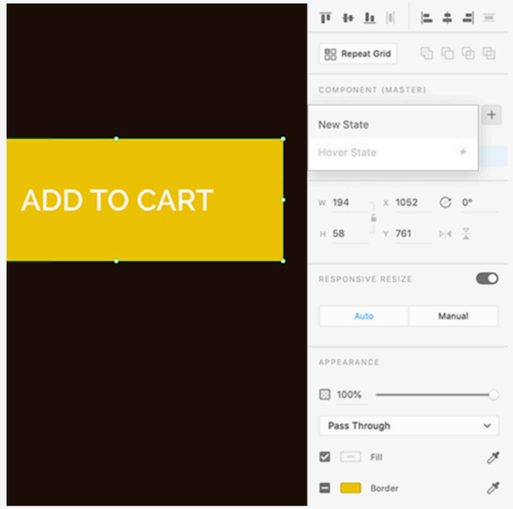

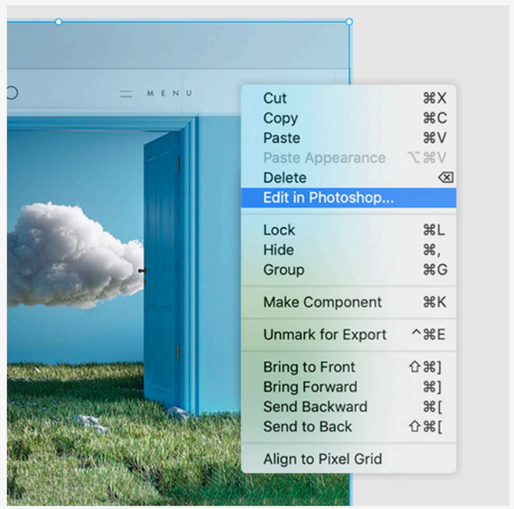



Components

Create design elements to reuse throughout an XD document or across multiple documents. Push changes from a master component to all instances

States

Avoid duplicative work and better communicate your intent by creating variants of a component that map to different types of user interactions,

Edit in Photoshop

Open and edit images in Adobe Photoshop directly from XD. Right-click an image, open and edit it in Photoshop, and hit "Save" — your

Repeat Grid

Select a design element and quickly replicate it as many times as you want. Update one element to modify the entire grid, adjust padding between

https://www.adobe.com/products/xd/details.html

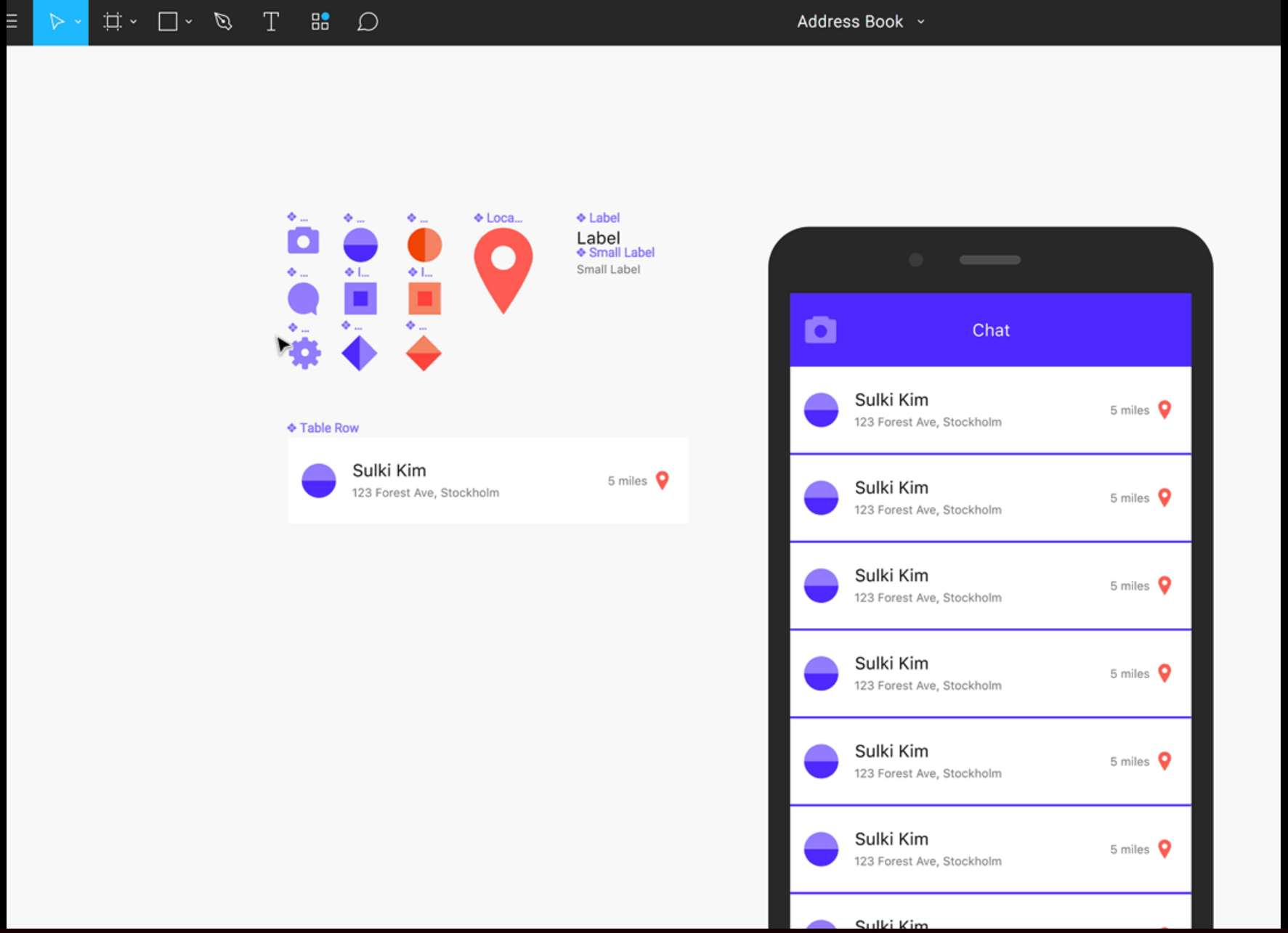

https://www.figma.com/

Buttons

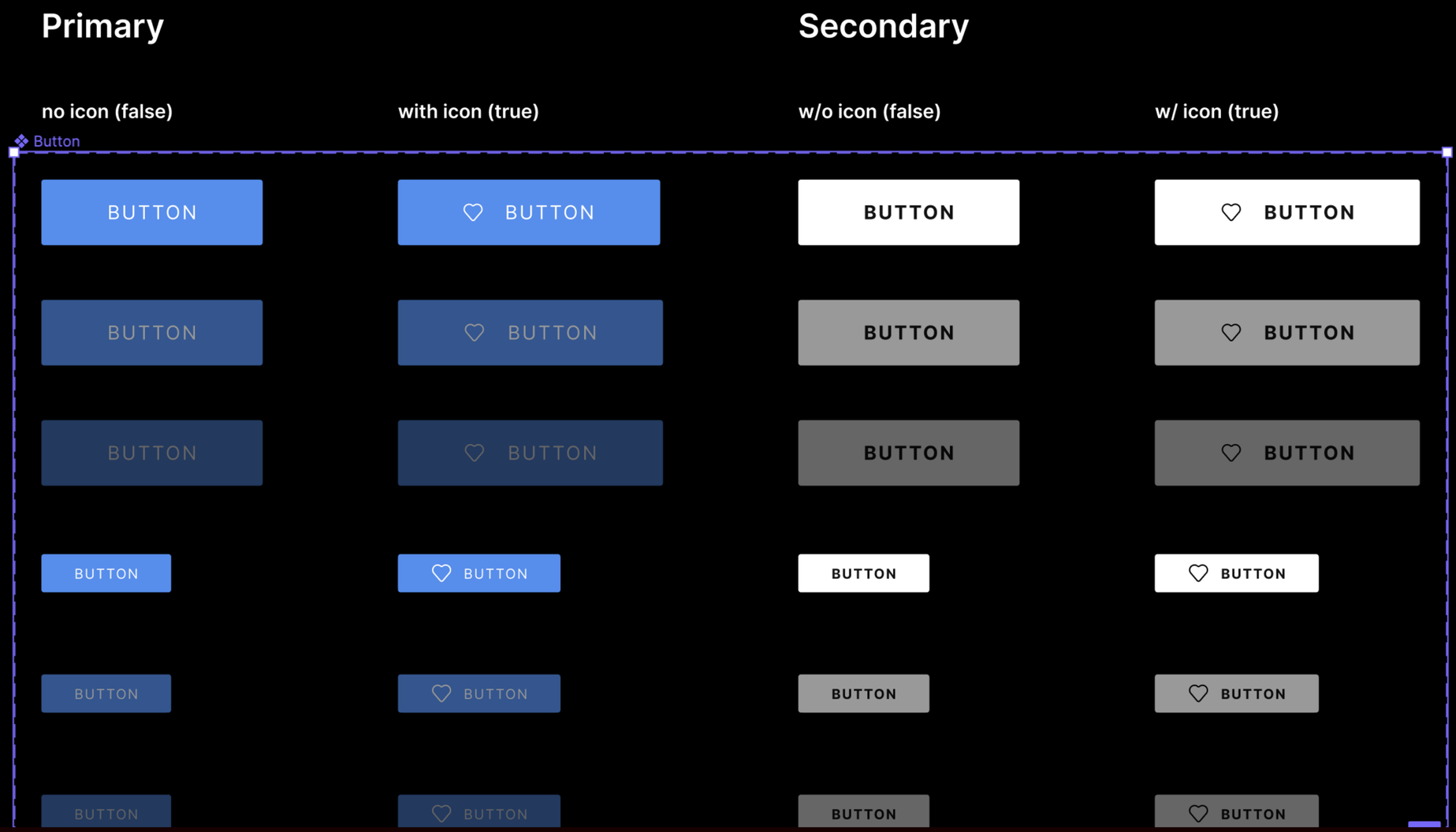

Frame
X 34749 Y
W 1049 H
0°
Clip content

Button
Description

Variants
Type
Primary Secondar
Size
Large Small
State
Default Pressed
Icon
False True

Auto Layout

Layout Grid

Layer
Pass Through

https://help.figma.com/hc/en-us/articles/360056440594



Clip content

Button

Type: Primary

Size: Large

State: Default

Icon:

Auto Layout

Horizontal

https://help.figma.com/hc/en-us/articles/360056440594

Property

Size

Required?

Field Text

Icon

Helpers

States

Background Color

https://uxdesign.cc/one-variant-to-rule-them-all-92e685bae918

(c) ketabton.com: The Digital Library

KEEP DESIGN AND CODE IN SYNC?

(c) ketabton.com: The Digital Library

README.md

React Sketch.app

render React components to Sketch; tailor-made for design systems

Quick-start 🏃

First, make sure you have installed Sketch version 50+, & a recent npm.

Open a new Sketch file, then in a terminal:

```
git clone https://github.com/airbnb/react-sketchapp.git
cd react-sketchapp/examples/basic-setup && npm install

npm run render
```

Next, check out some more examples!

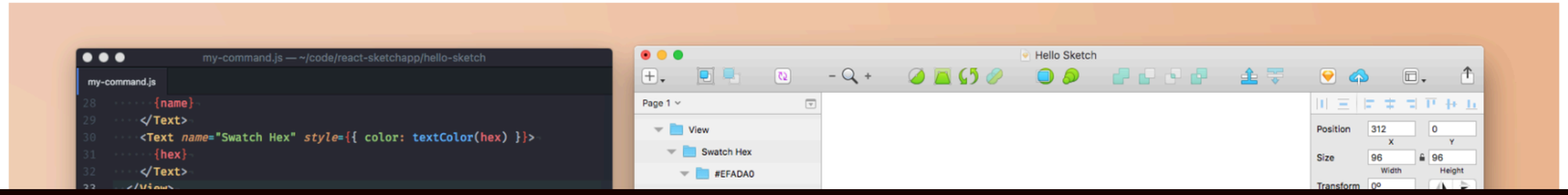

https://github.com/airbnb/react-sketchapp

(c) ketabton.com: The Digital Library



Introduction

Authentication

Figma files

Global properties

Node types

Property types

Endpoints

Comments

Users

Version history

Projects

Components and styles

Webhooks V2 Beta

ELLIPSE	Has all the properties of `VECTOR`, plus: `arcData` `ArcData` Start and end angles of the ellipse measured clockwise from the x axis, plus the inner radius for donuts
REGULAR_POLYGON	See properties for `VECTOR`

RECTANGLE	Has all the properties of `VECTOR`, plus:
	
	`cornerRadius` `Number`
	Radius of each corner of the rectangle if a single radius is set for all corners
	
	`rectangleCornerRadii` `Number[]`
	Array of length 4 of the radius of each corner of the rectangle, starting in the top left and proceeding clockwise

TEXT	Has all the properties of `VECTOR`, plus:
	
	`characters` `String`
	Text contained within a text box
	
	`style` `TypeStyle`

https://www.figma.com/developers/api

(c) ketabton.com: The Digital Library

Framer now

New comment from Asha

Landing Page Prototype

These images are great! 🤩

Landing Page Prototype
Team

Insert | Screen | Frame | Text | Scroll | Page | Interaction | Component | Variables | Comment | Handoff | 100%

Invite

Layers Page 1

- MacBook Pro
- MacBook Pro

Components

- Project
  - Image

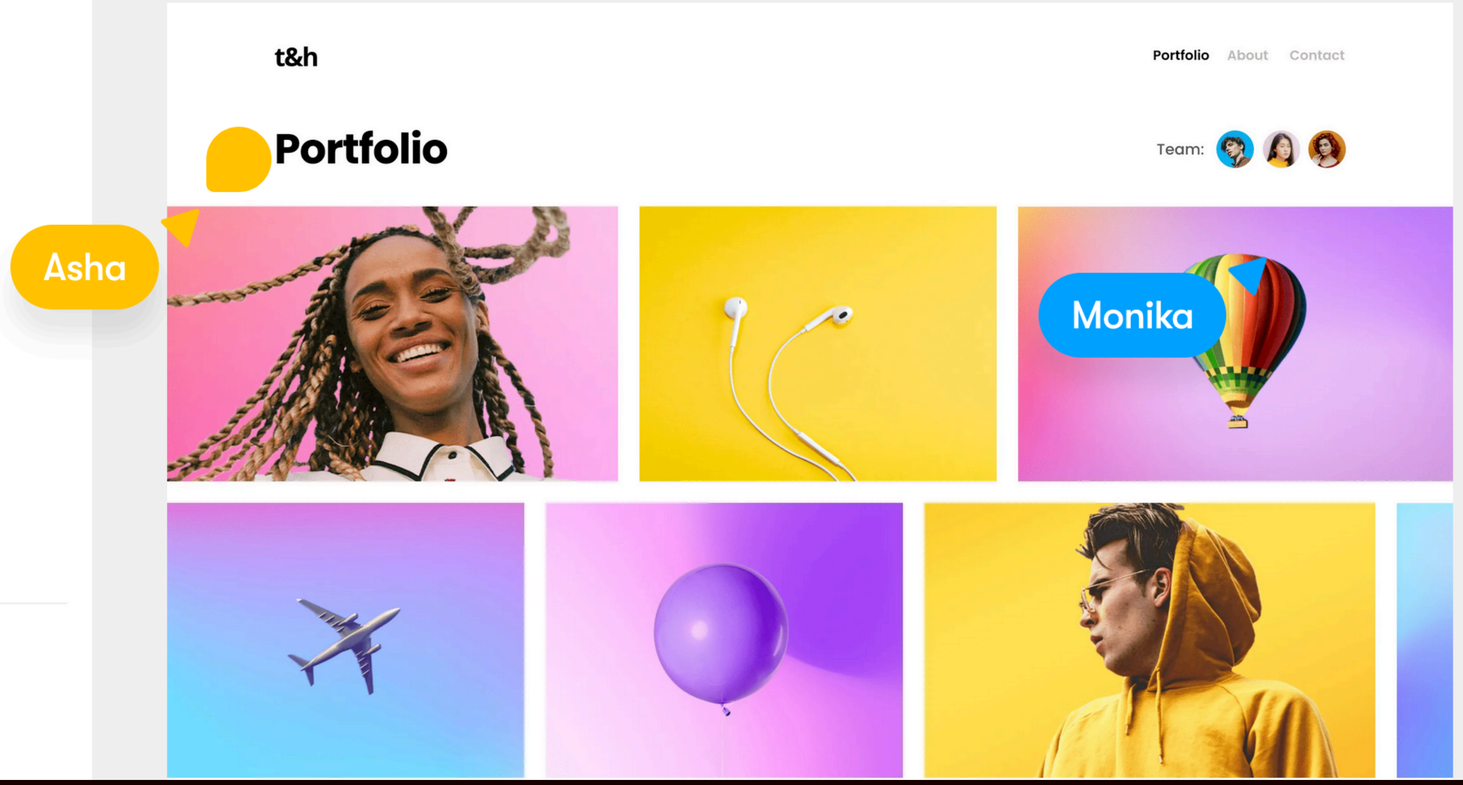

Back Replies Resolve

Asha now

These images are great! 🤩

Monika 12m

Can we easily implement this grid, Marc?

1 reply

https://www.framer.com/

(c) ketabton.com: The Digital Library

Solve DesignOps challenges with Merge

UXPin Merge allows you to design with React components to achieve full consistency with the final product.

Your company email

Request Access

We protect your data with care – just as described in Privacy Policy.

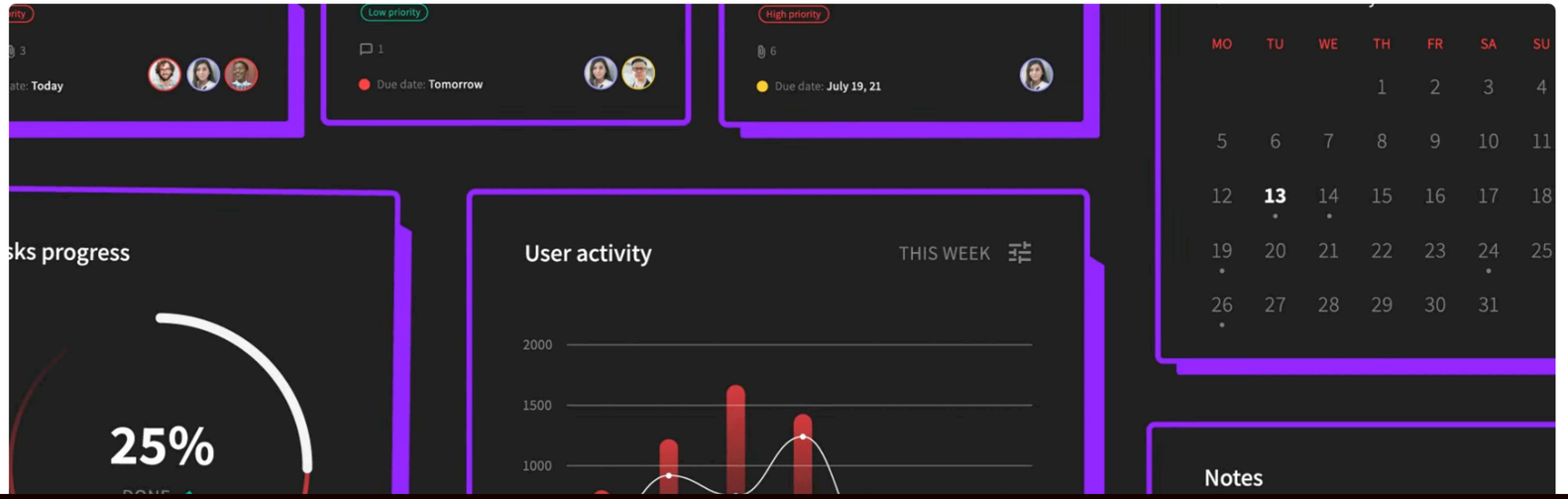

https://www.uxpin.com/merge

(c) ketabton.com: The Digital Library

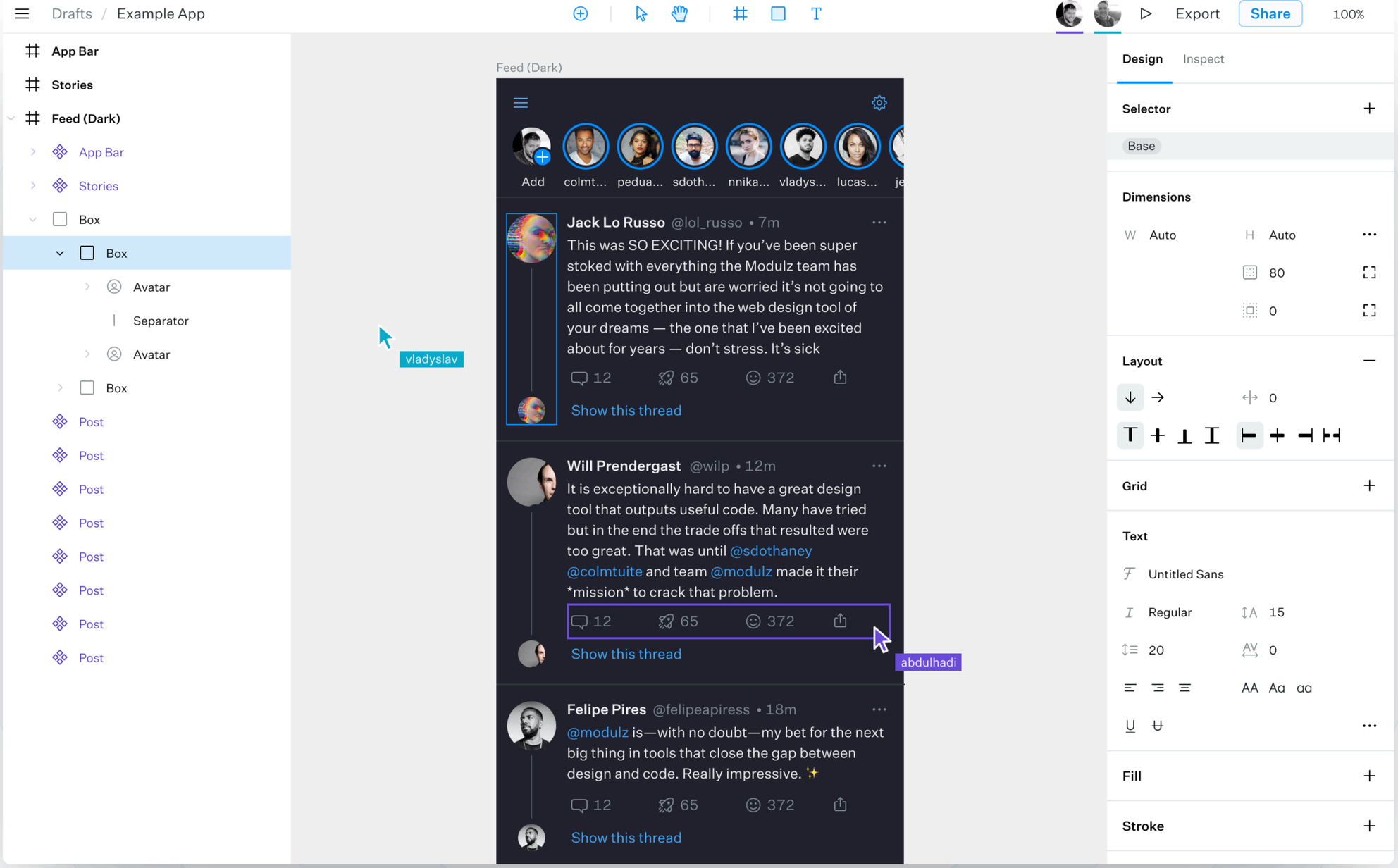

https://www.modulz.app/

Global header

Home › My trips ›

My trips

Current | Past | Canceled | Find a trip

Trip			Traveler(s)	Receipt
New York/Newark HIJ123	Wed, Jan 2, 2019 Thu, Jan 3, 2019	BOS - EWR EWR - BOS	Marilyn Theresa Brinker	View receipt Email receipt View inflight purchase receipts
New York/Newark PF6T55	Mon, Dec 31, 2018 Mon, Dec 31, 2018	BOS - EWR EWR - BOS	Marilyn Theresa Brinker	View receipt Email receipt View inflight purchase receipts
Houston ZX486K	Wed, Dec 26, 2018 Thu, Dec 27, 2018	BOS - IAH IAH - BOS	Marilyn Theresa Brinker	View receipt Email receipt View inflight purchase receipts

To request a receipt seven days after the last travel date, please request a past receipt.

FAQs

How do I make changes to a trip?

How do I handle same-day confirmed changes?

How do I modify one traveler's trip?

(c) ketabton.com: The Digital Library

THIRD-PARTY VS ROLL YOUR OWN

(c) ketabton.com: The Digital Library

Angular Material

Material Design components for Angular

Get started

High quality

Internationalized and accessible components for everyone. Well tested to ensure performance and reliability.

Straightforward APIs with consistent cross platform behaviour.

Versatile

Provide tools that help developers build their own custom components with common interaction patterns.

Customizable within the bounds of the Material Design specification.

Frictionless

Built by the Angular team to integrate seamlessly with Angular.

Start from scratch or drop into your existing applications.

https://material.angular.io/

(c) ketabton.com: The Digital Library

The React UI library you always wanted

MUI provides a robust, customizable, and accessible library of foundational and advanced components, enabling you to build your own design system and develop React applications faster.

Get started

$ npm install @mui/material

March 25th

Check the docs for getting every component API

Assigned to
Michael Scott

60%

December 2021

S	M	T	W	T	F	S
			1	2	3	4
5	6	7	8	9	10	11
12	13	14	15	16	17	18
19	20	21	22	23	24	25
26	27	28	29	30	31	



Ultraviolet
Basement • Beside Myself

Yesterday Today Tomorrow

React TypeScript CSS

50°C
25°C

Buy now

Buy now

React Javascript

1 Use the sx prop to add these

Fonts
Typefaces used in this branding project.

https://mui.com/

(c) kebston.com: The Digital Library

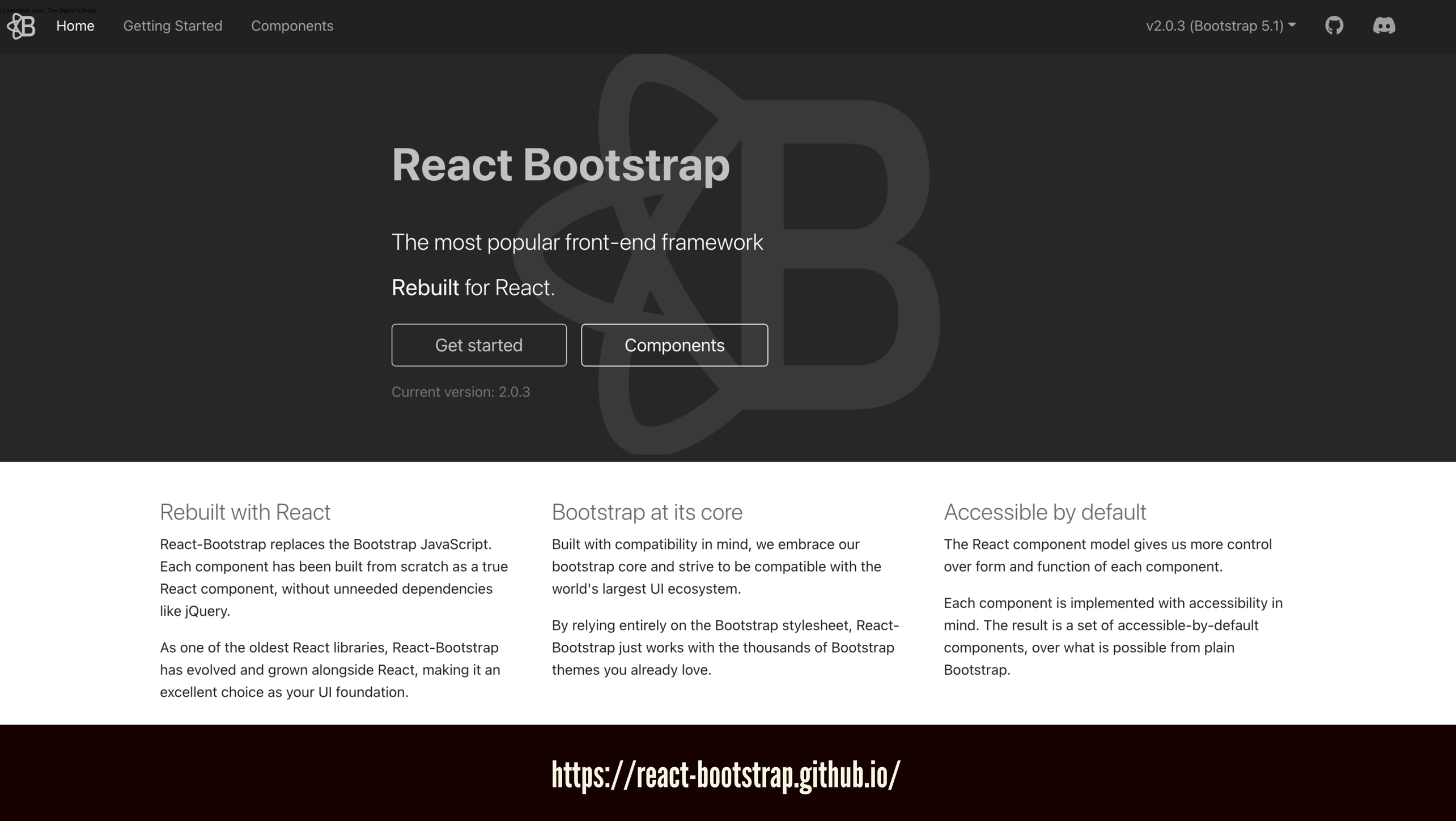

https://react-bootstrap.github.io/

(c) ketabton.com: The Digital Library

THIRD-PARTY PROS

- Provided libraries for design and development
- Quickly get up and running
- Provided common UI components
- Already documented

(c) ketabton.com: The Digital Library

THIRD-PARTY CONS

- Lookalike issues
- Limited customizability
- Limited by library's roadmap and conventions
- Library likely doesn't provide every UI solution
- Vendor lock-in
- Can create rifts between design and developmen

(c) ketabton.com: The Digital Library

THIRD-PARTY

- Need to quickly prototype or trial
- Have limited/no resources
- Have limited brand/design needs
- Don't need to support multiple technologies or products

CUSTOM

- Creating a system to serve as an organizational standard
- Planning on maintaining digital products in the long term
- Have resources (either now or in the future)
- Want to achieve specific brand and design goals and results
- Need to support multiple products and/or technologies
- Want flexibility to extend and customize to meet organization's needs

Presentation.com: The Digital Library

FRONT-END APPROACH

(c) ketabton.com: The Digital Library

Frontend Guidelines Questionnaire

A one-page questionnaire to help your team establish effective frontend guidelines, so that you can write consistent & cohesive code together.

HTML

HTML Principles

- **What are some general principles your team should follow when writing HTML?** *(for example, authoring semantic HTML5 markup, accessibility, etc. See these resources for inspiration)*

HTML Tools

- **Are you using an HTML preprocessor** *(such as HAML, Jade, etc)*?
- **Are you using a templating engine** *(such as Mustache, Handlebars, etc)*?
- **Does your backend architecture influence the frontend markup in any way** (for example, WordPress will add `wp-paginate` to a class in your markup)? If so, can you highlight these conventions?

HTML Style

- **Spaces or Tabs?**
- **What does HTML commenting look like?**

(c) ketabton.com: The Digital Library

WHAT ARE SOME GENERAL PRINCIPLES YOUR TEAM SHOULD FOLLOW WHEN WRITING HTML?

(c) ketabton.com: The Digital Library

WHAT ARE SOME GENERAL PRINCIPLES YOUR TEAM SHOULD FOLLOW WHEN WRITING CSS?

(c) ketabton.com: The Digital Library

SMACSS, BEM OR OTHER METHODOLOGY?

(c) ketabton.com: The Digital Library

css { guide: lines; }

High-level advice and guidelines for writing sane, manageable, scalable CSS

https://cssguidelin.es/

(c) ketabton.com: The Digital Library

POTENTIAL DESIGN SYSTEM CSS SYNTAX

```
.cn-c-button-secondary { }
```

(c) ketabton.com: The Digital Library

GLOBAL NAMESPACE

```
.cn—
```

(c) ketabton.com: The Digital Library

CLASS PREFIXES

```
.c- // for UI components
.l- // for layout-related styles
.u- // for utility classes
.is- and .has- // for state-based classes
```

(c) ketabton.com: The Digital Library

BEM-STYLE SYNTAX

```
.cn-c-button {} // `button` is Block

.cn-c-button__icon {} // `__icon` is Element

.cn-c-button--secondary {} // `--secondary` is Modifier
```

(c) ketabton.com: The English Library

css architecture for design systems

We just created a design system for a huge organization and established a CSS architecture we're quite pleased with. It's one of the first times I've ever gotten to a project's finish line without wishing I'd done at least a few things differently. So I thought it would be great to share how we went about creating our system's CSS architecture.

To give a bit of a context for the project, we were tasked with creating a design system and style guide meant to serve the organization's thousands of developers, who employ a vast array of technologies to build their over 500 internal web applications.

(c) ketabton.com: The Digital Library

WHAT JS TOOLS (FRAMEWORKS, LIBRARIES, POLYFILLS, ETC) DOES YOUR TEAM RELY ON?

(c) ketabton.com: The Digital Library

WHAT ARE SOME GENERAL PRINCIPLES YOUR TEAM SHOULD FOLLOW WHEN WRITING JAVASCRIPT?

(c) ketabton.com: The Digital Library

SPACES OR TABS?



KICKER

This Is the Article Title

HTML

```
<a class="c-media-block" href="#">

    <div class="c-media-block__thumb">

        <img class="c-media-block__img"
```

CSS (SCSS)

```
/*------------------------------------*\
    #MEDIA BLOCK
\*------------------------------------*/

/**
 * 1) A media block is a collection of a linked thumbnail,
 *    kicker, and headline displayed in a horizontal fashion
 * 2) Vertically center the contents of the media block
 */
.c-media-block {
    display: flex;
    align-items: center; /* 2 */
    padding: 1rem;
    text-decoration: none;
}

/**
 * Thumbnail container
 * 1) Can contain image, video, canvas, etc
 */
.c-media-block__thumb {
    margin-right: 1rem;
```

JS

(c) ketabton.com: The Digital Library

ESLint

The pluggable linting utility for JavaScript and JSX

stylelint

User guide Rules Plugins Processors Developer guide Demo Search...

CSS LINT

Will hurt your feelings*
(And help you code better)

Prettier stable

Playground About Usage Blog Search GitHub



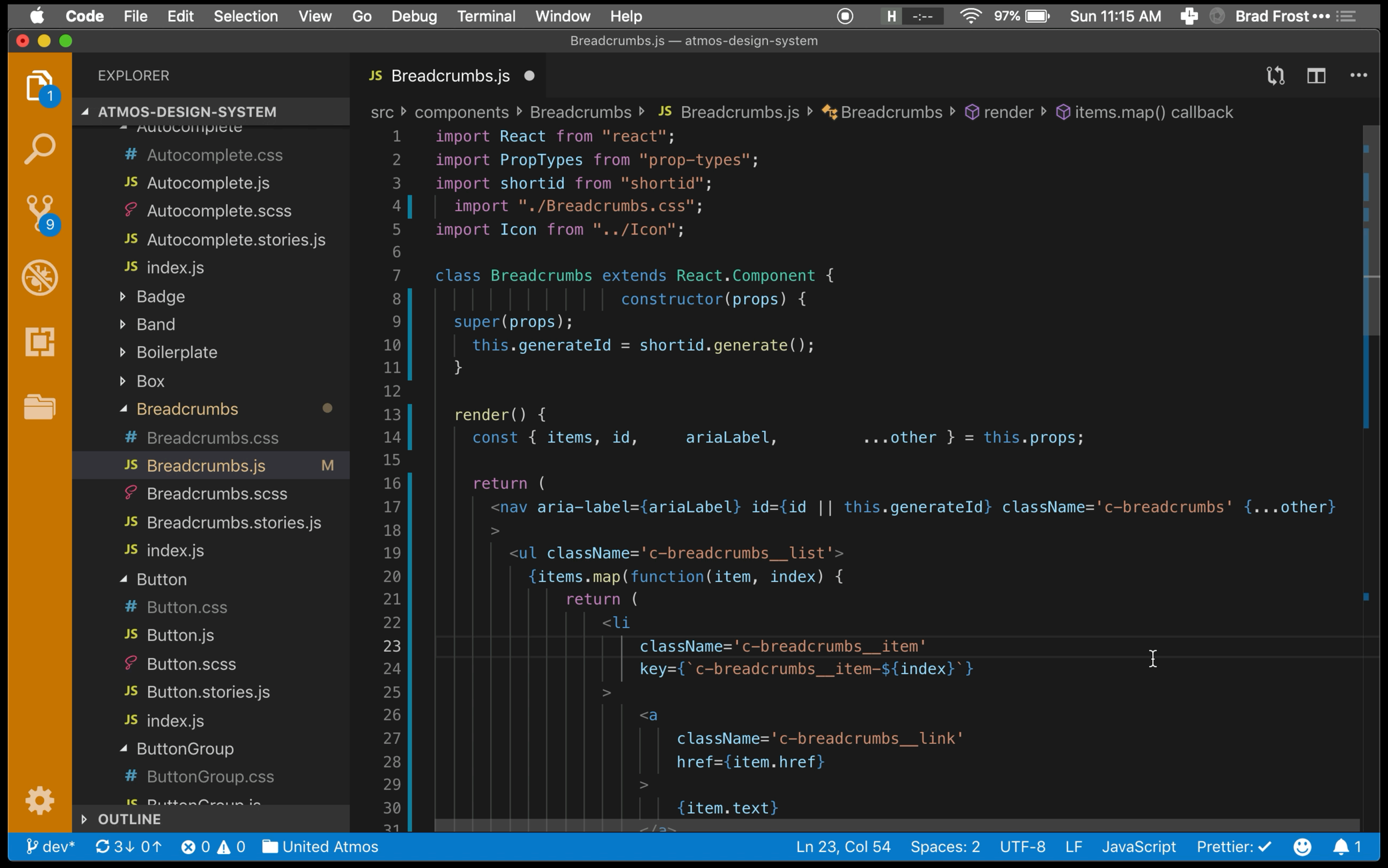
Code File Edit Selection View Go Debug Terminal Window Help
97% Sun 11:15 AM Brad Frost
Breadcrumbs.js — atmos-design-system
EXPLORER
ATMOS-DESIGN-SYSTEM
Autocomplete.css
Autocomplete.js
Autocomplete.scss
Autocomplete.stories.js
index.js
Badge
Band
Boilerplate
Box
Breadcrumbs
Breadcrumbs.css
Breadcrumbs.js M
Breadcrumbs.scss
Breadcrumbs.stories.js
index.js
Button
Button.css
Button.js
Button.scss
Button.stories.js
index.js
ButtonGroup
ButtonGroup.css
OUTLINE
Breadcrumbs.js
src components Breadcrumbs Breadcrumbs.js Breadcrumbs render items.map() callback
import React from "react";
import PropTypes from "prop-types";
import shortid from "shortid";
import "./Breadcrumbs.css";
import Icon from "../Icon";
class Breadcrumbs extends React.Component {
constructor(props) {
super(props);
this.generateId = shortid.generate();
}
render() {
const { items, id, ariaLabel, ...other } = this.props;
return (
<nav aria-label={ariaLabel} id={id || this.generateId} className='c-breadcrumbs' {...other}
>
<ul className='c-breadcrumbs__list'>
{items.map(function(item, index) {
return (
<li
className='c-breadcrumbs__item'
key={`c-breadcrumbs__item-${index}`}
>
<a
className='c-breadcrumbs__link'
href={item.href}
>
{item.text}
dev* 3↓ 0↑ 0 0 United Atmos
Ln 23, Col 54 Spaces: 2 UTF-8 LF JavaScript Prettier:
1

(c) ketabton.com: The Digital Library

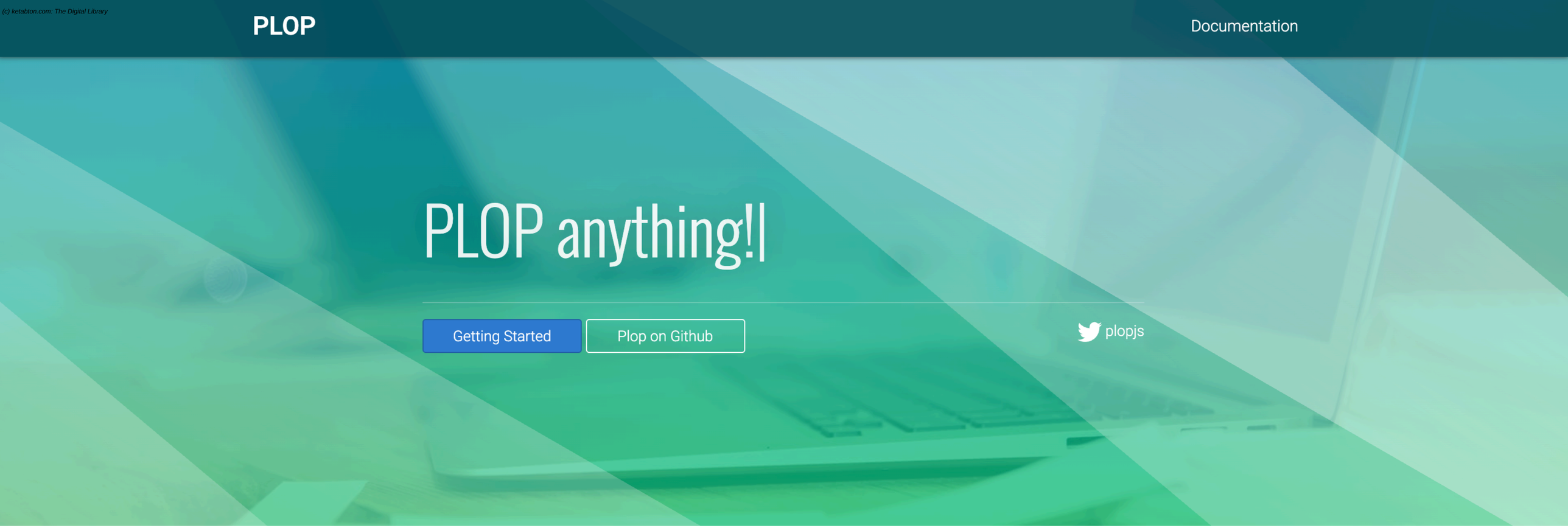

Plop is a little tool that saves you time and helps your team build new files with consistency.

Plop generates code when you want, how you want, and can be changed whenever you want.

https://plopjs.com/

(c) ketabton.com: The Digital Library

SET EXPECTATIONS

(c) kclabton.com: The Digital Library



(c) ketabton.com: The Digital Library

UX DESIGN

VISUAL DESIGN

DEVELOPMENT

(c) ketabton.com: The Digital Library



(c) ketabton.com: The Digital Library

UX DESIGN

VISUAL DESIGN

DEVELOPMENT

(c) ketabton.com: The Digital Library

UX DESIGN

VISUAL DESIGN

DEVELOPMENT

(c) ketabton.com: The Digital Library

UX DESIGN

VISUAL DESIGN

DEVELOPMENT

(c) ketabton.com: The Digital Library



Design & Build

All materials owned The Digital Library

HOW DO YOU DESIGN AND BUILD A DESIGN SYSTEM?

(c) ketabton.com: The Digital Library

HOW DO YOU DESIGN AND BUILD A ~~DESIGN SYSTEM?~~ DIGITAL PRODUCT?

(c) ketabton.com: The Digital Library

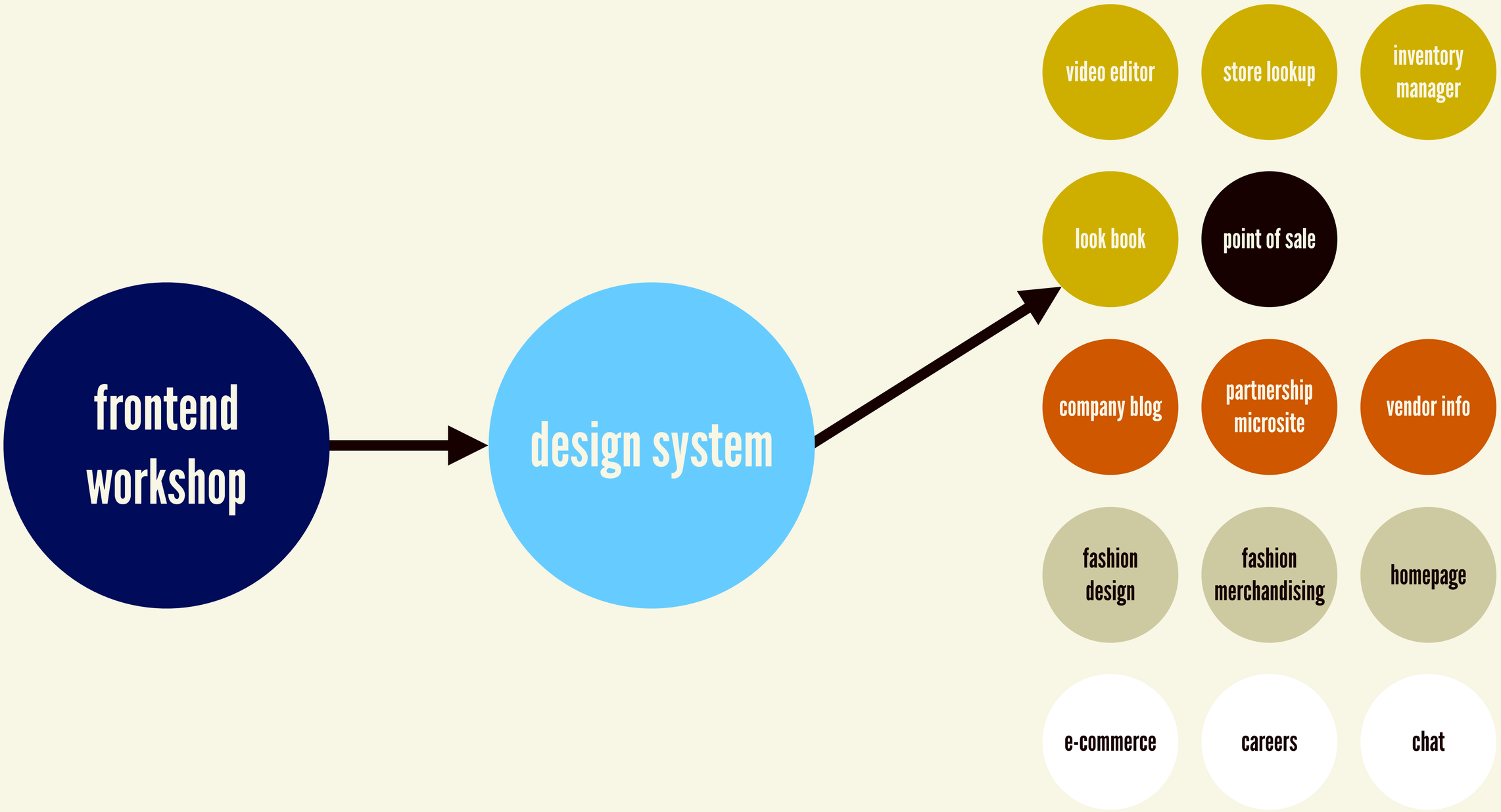

(c) ketabton.com: The Digital Library

SYSTEM

PRODUCTS



ATOMS MOLECULES ORGANISMS TEMPLATES PAGES

(c) ketabton.com: The Digital Library

ESTABLISH DIRECTION

(c) ketabton.com: The Digital Library

Gallery



(c) ketabton.com: The Digital Library

title area

All About Animals

by Ava

main navigation

mammals | reptiles | birds | fish | Amphibians | Invertibrates

main feature



Dogs and Cats are domesticated animals.

read more



Birds

read more



Invertibrates

read more

Amphibians

(c) ketabton.com: The Digital Library

MINIMUM VIABLE ARTIFACTS

(c) ketabton.com: The Digital Library

Node 2 includes individual conditions (e.g. Conditions > Diabetes), so let's design a Diabetes landing page as an example.

	A	B	C	D	E	F	G	H	I	J
1	Node 2 includes individual conditions (e.g. Conditions > Diabetes), so let's design a Diabetes landing page as an example.			http://diabetes.about.com						
2										
3	**Organism**	**Molecule**	**Description**	**Example content**						
4	Header									
5		Logo								
6		Navigation								
7		Search								
8	Topic trends		For pages inside a condition section, this toolbar will display popular tags/entities for the condition topic. Small screens: Consider this "nice to have" content, so we might consider not displaying it all on small screens. That said, options to try for small screens: swipeable toolbar up against header; bottom-of-content section instead of top of page; tuck into hamburger menu Wider screens: Toolbar right up against header; more/plus to reveal all. Probably sticky at top of page; swaps to new topics when new content cycles in below Adventure Nav™.	Diabetes topics: insulin | weight loss | healthy eating | pregnancy | nutrition						
9	Leaderboard		Not displayed on screens smaller than ~728 (size of leaderboard)							
10	Breadcrumbs		For narrow screens, show one or two closest categories. Consider a control to reveal additional levels.							
11	Taxonomy header									
12		Headline								
13		Header image?	Optional. Currently isn't one, but there are less than 50 conditions, so manageable to create them if we like that design direction.							
14	Introduction	Text	Copy blurb that introduces the content/category.	"Millions of Americans have type 2 diabetes or are at great risk of developing the condition. In this category, you'll learn about the risk factors, signs that you						
15	Featured area									
16		Hero item	Top feature on the story. Image and headline.	Condition center: http://conditions.about.com/cc/type2diabetes						
17		Sidekick	Secondary to hero. Image and headline.	Tout for a subcategory: Diabetes basics						
18		Sidekick	Secondary to hero. Image and headline.	Tout for an article: http://diabetes.about.com/od/weightlossobesity/fl/6-Ways-to-Use-Meal-Replacements-for-Weight-Loss.htm						
19	Sub-taxonomy		"Node 3" categories, the subcategories for Diabetes. This could be simple links, but perhaps more compelling to treat them as image/headline touts/cards. Anticipate a fair amount of similar subcategory organization across categories, so likely to have a lot of reuse/repetition from condition to condition. So it may not be terribly heavy lifting to get images for all these subcategories. (Currently, there are no such images in use.)	Diabetes Basics Signs and Symptoms Managing Your Diabetes Medication and Insulin Nutrition and Weight Loss Children and Diabetes Young Adults and Diabetes Seniors and Diabetes Pregnancy and Diabetes Let's include a billboard in the mix, too.						
20	Billboard									
21	Newsletter signup	Multi-topic								
22	Taxonomy child docs		Collection of featured/latest links to articles (let's see how it feels; 8-10 of them?), followed by a view more to load the same again in place; include a billboard in the mix for each block.							
23		Article tout	Image, headline, description text (no byline or timestamp)							
24		Billboard								

(c) ketabton.com: The Digital Library

	Organism	Molecule	Description	Example content
4	Header			
5		Logo		
6		Navigation		
7		Search		
8	Topic trends		For pages inside a condition section, this toolbar will display popular tags/entities for the condition topic. Small screens: Consider this "nice to have" content, so we might consider not displaying it all on small screens. That said, options to try for small screens: swipeable toolbar up against header; bottom-of-content section instead of top of page; tuck into hamburger menu Wider screens: Toolbar right up against header; more/plus to reveal all. Probably sticky at top of page; swaps to new topics when new content cycles in below Adventure Nav™.	Diabetes topics: insulin
9	Leaderboard		Not displayed on screens smaller than ~728 (size of leaderboard)	
10	Breadcrumbs		For narrow screens, show one or two closest categories. Consider a control to reveal additional levels.	
11	Taxonomy header			
12		Headline		
13		Header image?	Optional. Currently isn't one, but there are less than 50 conditions, so manageable to create them if we like that design direction.	
14	Introduction	Text	Copy blurb that introduces the content/category.	"Millions of Americans
15	Featured area			
16		Hero item	Top feature on the story. Image and headline.	Condition center: http://
17		Sidekick	Secondary to hero. Image and headline.	Tout for a subcategory:
18		Sidekick	Secondary to hero. Image and headline.	Tout for an article: http:
	Sub-taxonomy		"Node 3" categories, the subcategories for Diabetes. This could be simple links, but perhaps more compelling to treat them as image/headline touts/cards. Anticipate a fair	Diabetes Basics Signs and Symptoms

(c) ketabton.com: The Digital Library

	Organism	Molecule	Description	Example content
4	Header			
5		Logo		
6		Navigation		
7		Search		
8	Topic trends		For pages inside a condition section, this toolbar will display popular tags/entities for the condition topic. Small screens: Consider this "nice to have" content, so we might consider not displaying it all on small screens. That said, options to try for small screens: swipeable toolbar up against header; bottom-of-content section instead of top of page; tuck into hamburger menu Wider screens: Toolbar right up against header; more/plus to reveal all. Probably sticky at top of page; swaps to new topics when new content cycles in below Adventure Nav™.	Diabetes topics: insulin
9	Leaderboard		Not displayed on screens smaller than ~728 (size of leaderboard)	
10	Breadcrumbs		For narrow screens, show one or two closest categories. Consider a control to reveal additional levels.	
11	Taxonomy header			
12		Headline		
13		Header image?	Optional. Currently isn't one, but there are less than 50 conditions, so manageable to create them if we like that design direction.	
14	Introduction	Text	Copy blurb that introduces the content/category.	"Millions of Americans
15	Featured area			
16		Hero item	Top feature on the story. Image and headline.	Condition center: http://
17		Sidekick	Secondary to hero. Image and headline.	Tout for a subcategory:
18		Sidekick	Secondary to hero. Image and headline.	Tout for an article: http:
	Sub-taxonomy		"Node 3" categories, the subcategories for Diabetes. This could be simple links, but perhaps more compelling to treat them as image/headline touts/cards. Anticipate a fair	Diabetes Basics Signs and Symptoms

(c) ketabton.com: The Digital Library

↓ READ MORE ABOUT READING IS FUNDAMENTAL ↓



ELEMENT COLLAGES

An abstract way to document design for Reading Is Fundamental

(c) ketabton.com: The Digital Library

Bernina Sans Condensed Light
Bernina Sans Condensed Regular
Bernina Sans Condensed Semibold
Bernina Sans Condensed Bold
Bernina Sans Condensed ExtraBold

Proxima Nova Regular
Proxima Nova Regular Italic
Proxima Nova Bold
Proxima Nova Bold Italic
Proxima Nova Black
Proxima Nova Black Italic

Proxima Nova Extra Condensed Regular
Proxima Nova Extra Condensed Regular Italic
Proxima Nova Extra Condensed Bold
Proxima Nova Extra Condensed Bold Italic
Proxima Nova Extra Condensed Black
Proxima Nova Extra Condensed Black Italic



CONTENT DIVIDER TREATMENT #1

CONTENT DIVIDER TREATMENT #2

SELECTOR BAR #1

SELECTOR BAR #2

TABLET TOP NAVIGATION BAR (PLACEHOLDER LOGO)

Entertainment

IPHONE TOP NAVIGATION BAR (PLACEHOLDER LOGO)

Entertainment

Search EW.com

GO TO BUTTON/BAR

GO TO STYLE SECTION

GO TO STYLE SECTION

MAIN LOWER NAVIGATION BUVTTON TABS

TV +
MOVIES +
MUSIC +

FOOTER SIGN UP

Get Entertainment news alerts from EW.com

your email address

SIGN ME UP

HEADLINE NAV BAR

Latest | Most Popular | PopWatch

FOOTER SOCIAL BUTTONS

facebook

FOOTER TOP PORTION



This Week's Issue
April 5th, 2013

SUBSCRIBE

FOOTER APP BUTTONS

ANDROID APP ON Google play

Available on the App Store

SPECIAL COVERAGE #1



SPECIAL COVERAGE #1



SPECIAL COVERAGE #2



SPECIAL COVERAGE #2



SPECIAL COVERAGE #3



SPECIAL COVERAGE #3



HEADLINE/CAROUSEL AREA #1



Game of Thrones gets season 4
Lorem ipsum dolor sit amet

HEADLINE/CAROUSEL AREA #1



Game of Thrones gets season 4
Lorem ipsum dolor sit amet

HEADLINE/CAROUSEL AREA #2



Miranda Lambert & Blake Shelton
Lorem ipsum dolor sit amet

HEADLINE/CAROUSEL AREA #2



Miranda Lambert & Blake Shelton
Lorem ipsum dolor sit amet

HEADLINE/CAROUSEL AREA #3



Game of Thrones gets season 4
Lorem ipsum dolor sit amet

HEADLINE/CAROUSEL AREA #3



Game of Thrones gets season 4
Lorem ipsum dolor sit amet

HEADLINES



Lorem ipsum dolor sit amet, adipisicing elit, sed do eiusmod.



Lorem ipsum dolor sit amet, adipisicing elit, sed do eiusmod.



Lorem ipsum dolor sit amet, adipisicing elit, sed do eiusmod.



Lorem ipsum dolor sit amet, adipisicing elit, sed do eiusmod.

HEADLINES



Lorem ipsum dolor sit amet, adipisicing elit, sed do eiusmod.



Lorem ipsum dolor sit amet, adipisicing elit, sed do eiusmod.



Lorem ipsum dolor sit amet, adipisicing elit, sed do eiusmod.



Lorem ipsum dolor sit amet, adipisicing elit, sed do eiusmod.

THUMBNAIL RAIL OPENED



SLIDESHOW 1A MAIN SCREEN



New Season of Mad Men is the best yet, critics say.
Latest Headlines - Today 2:47 PM

SLIDESHOW 1B MAIN SCREEN



New Season of Mad Men is the best yet, critics say.
Latest Headlines - Today 2:47 PM

SLIDESHOW OPENED / THUMBNAIL RAIL CLOSED

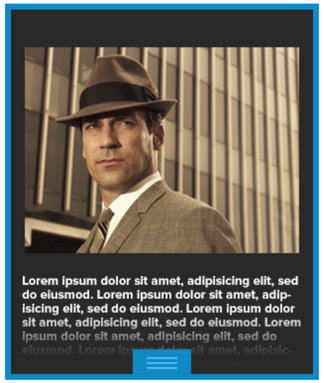

Lorem ipsum dolor sit amet, adipisicing elit, sed do eiusmod. Lorem ipsum dolor sit amet, adipisicing elit, sed do eiusmod. Lorem ipsum dolor sit amet, adipisicing elit, sed do eiusmod. Lorem ipsum dolor sit amet, adipisicing elit, sed do eiusmod. Lorem ipsum dolor sit amet, adipisicing elit, sed do eiusmod. Lorem ipsum dolor sit amet, adipisic-

SLIDESHOW TAPPED/ACTIVE VIEW



Metabton.com: The Digital Library








Hero Title

This is the hero description that is a summary of what this page is about.



This is the article title which needs to be between 20 & 70 characters

Share Pin Email

This is the article title which needs to be between 20 & 70 characters



Lorem ipsum dolor sit amet, consectetur adipisicing elit, sed do eiusmod tempor incididunt ut labore et dolore magna aliqua. More

This is the article title which needs to be between 20 & 70 characters



Lorem ipsum dolor sit amet, consectetur adipisicing elit, sed do eiusmod tempor incididunt ut labore et dolore magna aliqua. More

This is the article title which needs to be between 20 & 70 characters



This is the article title which needs to be between 20 & 70 characters



Meddy Nav Item Nav Item Nav Item Nav Item Search the site Submit



(c) ketabton.com: The Digital Library

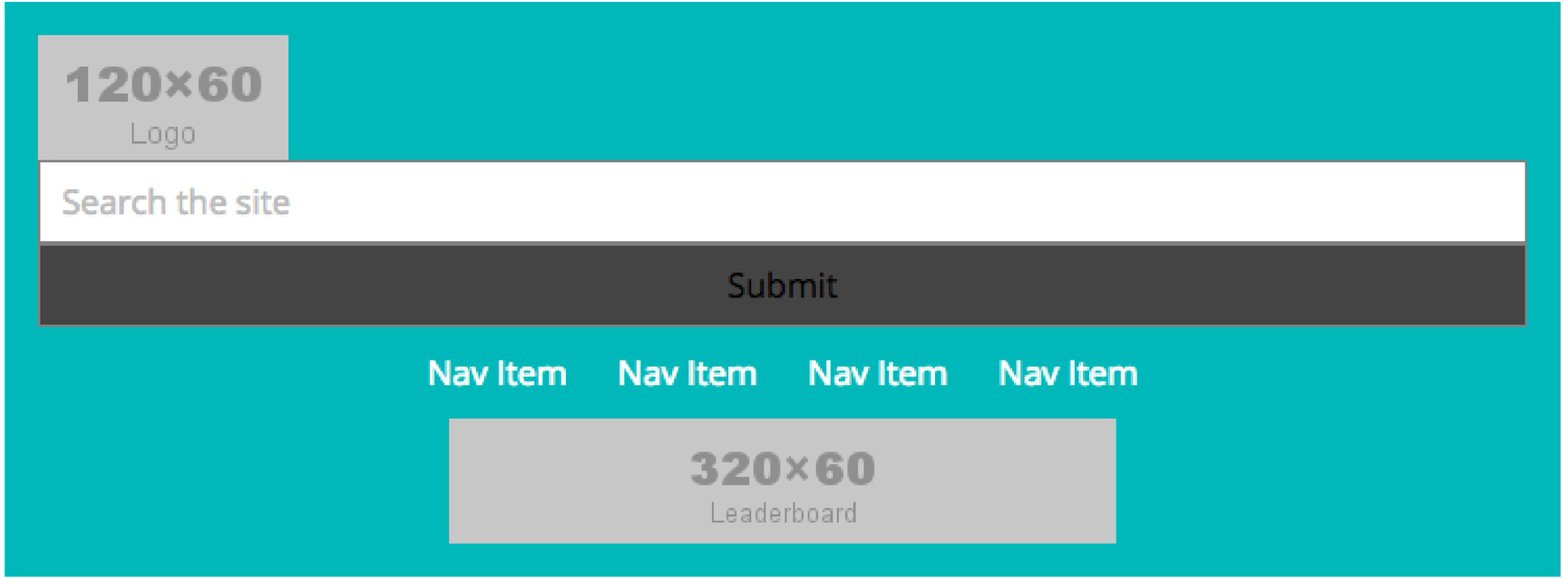

Grandparent > Parent > Child > Grandchild

This is the title of the article. We need to find out what the maximum character length should be and design with that in mind.

This is the article subheading. Again, We'll want to find

(c) ketabton.com: The Digital Library

Bill Belichick Wants Patriot Fans To Shut Up

Meet Tim Tebow's New Girlfriend

Tricky 'Final Jeopardy' Clue About MLB Team Name Stumps Everyone

Edelman Making a Surprisingly Early Return From Foot Injury

Powered By ZergNet

sign up for newsletters

- [x] foo foo foo
- [x] bar bar bar barbarbar mcbar babar the elephant
- [x] shazzzzzzz bot

Enter your email

Sign Up

follow us:

facebook
twitter
pinterest
google+

our story
advertise with us
site map
help
write for about
careers at about
terms of use & policies

© 2016 about.com — all rights reserved.

(c) ketabton.com: The Digital Library

ROLL UP OUR SLEEVES

Hero Title

This is the hero description that is a summary of what this page is about.



Type 2 Diabetes

A chronic condition that affects the way the body processes blood sugar (glucose).

Share Pin Email

Type 2 Diabetes

A chronic condition that affects the way the body processes blood sugar (glucose).

Share Pin Email



Type 2 Diabetes

From diagnosis to diet to treatment, here's what you need to get type 2 diabetes under control, including recipes and lifestyle tips.

Share Pin Email



(c) ketabton.com: The Digital Library



http://trentwalton.com/2011/07/14/content-choreography/

(c) ketabton.com: The Digital Library



>

(c) ketabton.com: The Digital Library



(c) ketabton.com: The Digital Library

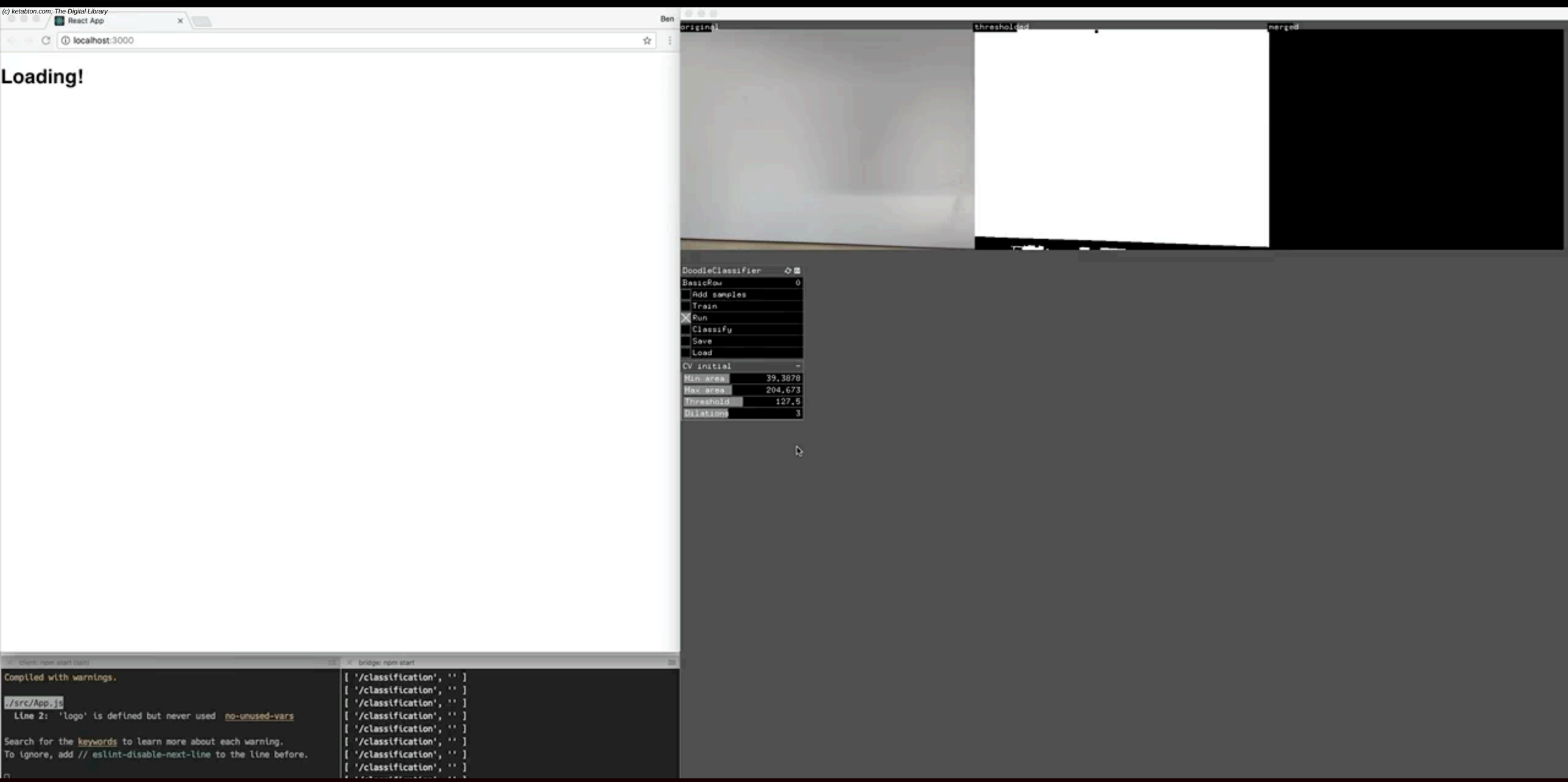

https://airbnb.design/sketching-interfaces/

(c) ketabton.com. The Digital Library

COLLABORATION & COMMUNICATION > DELIVERABLES



PROCESS

ONLY ONE DELIVERABLE MATTERS

BY JOSH CLARK
Published Oct 16, 2018

TWEET SHARE EMAIL

A huge and varied amount of work goes into making any digital experience. As software makers, we do research, we sketch screens, we



https://bigmedium.com/ideas/only-one-deliverable-matters.html

(c) ketabton.com: The Digital Library



https://danmall.me/articles/hot-potato-process/

Waterfall

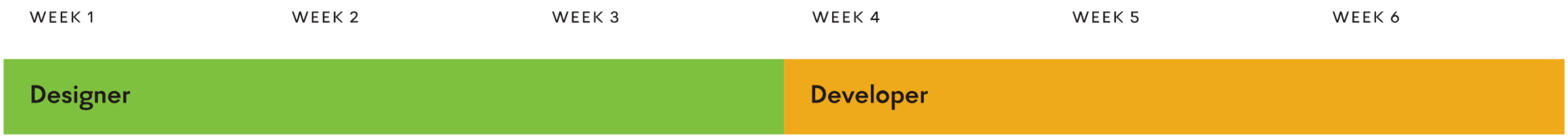

Hot Potato

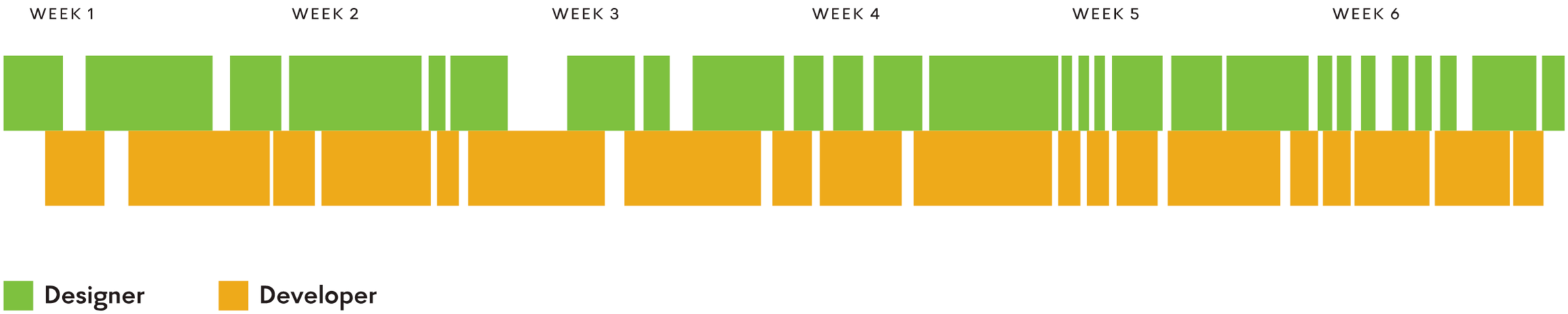

(c) ketabton.com: The Digital Library

designer + developer workflow

I've had the extreme privilege of collaborating on a bunch of projects with my friend Dan Mall (@danmall) over the last five and a half years. Dan is a designer. I'm a developer. And together, we've been refining our process to be as collaborative as possible.

We talk about designer & developer collaboration in conference talks, workshops, client engagements, team coaching sessions, and more. Hell, I even wrote all about it in my book. But we've never really actually

https://bradfrost.com/blog/post/designer-developer-workflow/

(c) ketabton.com: The Digital Library



https://vimeo.com/367846576

(c) ketabton.com: The Digital Library

DESIGN SUBSYSTEMS

(c) ketabton.com: The Digital Library

DESIGN TOKENS

(c) ketabton.com: The Digital Library





Design Tokens

Find Token

Format: Lightning

Design tokens are the visual design atoms of the design system – specifically, they are named entities that store visual design attributes. We use them in place of hard-coded values (such as hex values for color or pixel values for spacing) in order to maintain a scalable and consistent visual system for UI development.

Using Lightning Components? Read the Developer Guide on Styling with Design Tokens.

Background Color

Use these tokens for background colors only. Do not use these for border colors or text colors.

TOKEN	EXAMPLE
t(colorBackground)	rgb(244, 246, 249) #f4f6f9

CATEGORIES

Background Color

Text Color

Border Color

Font

Font Size

Opacity

Line Height

Spacing

Radius

Sizing

Shadow

https://www.lightningdesignsystem.com/design-tokens/

(c) ketabton.com: The Digital Library



(c) ketabton.com: The Digital Library

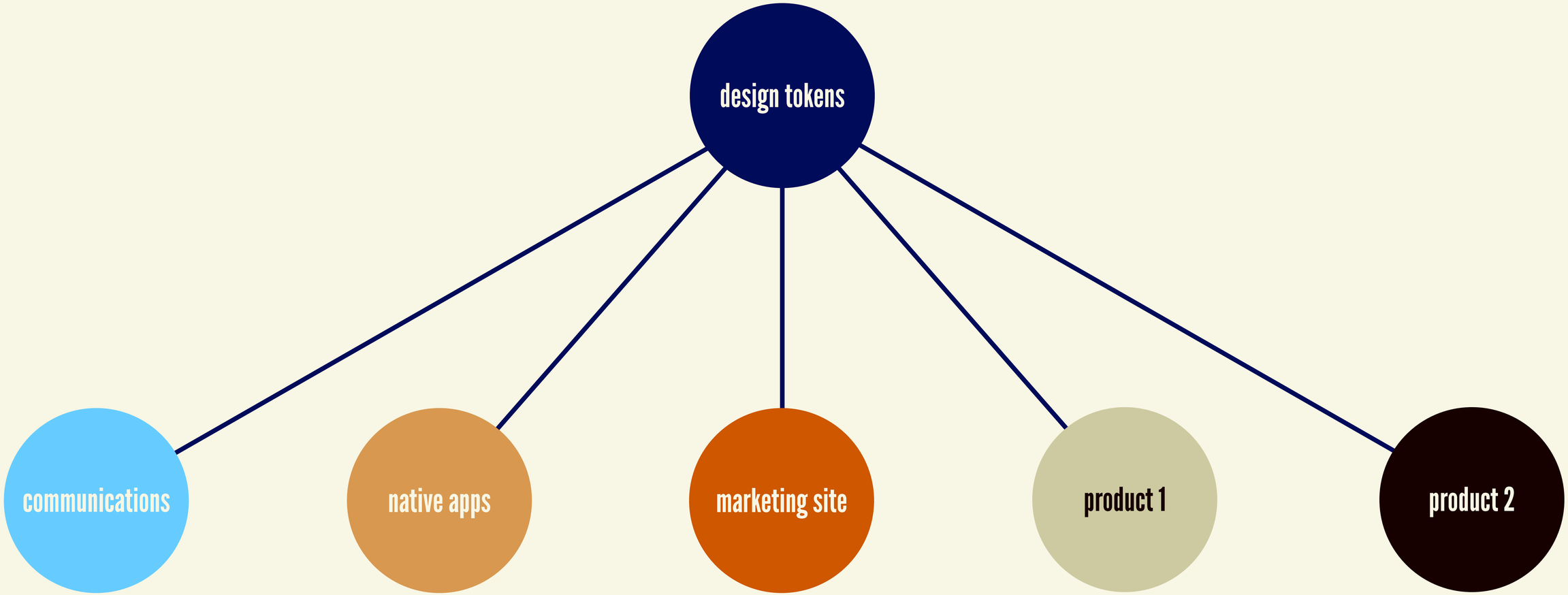

(c) ketabton.com: The Digital Library

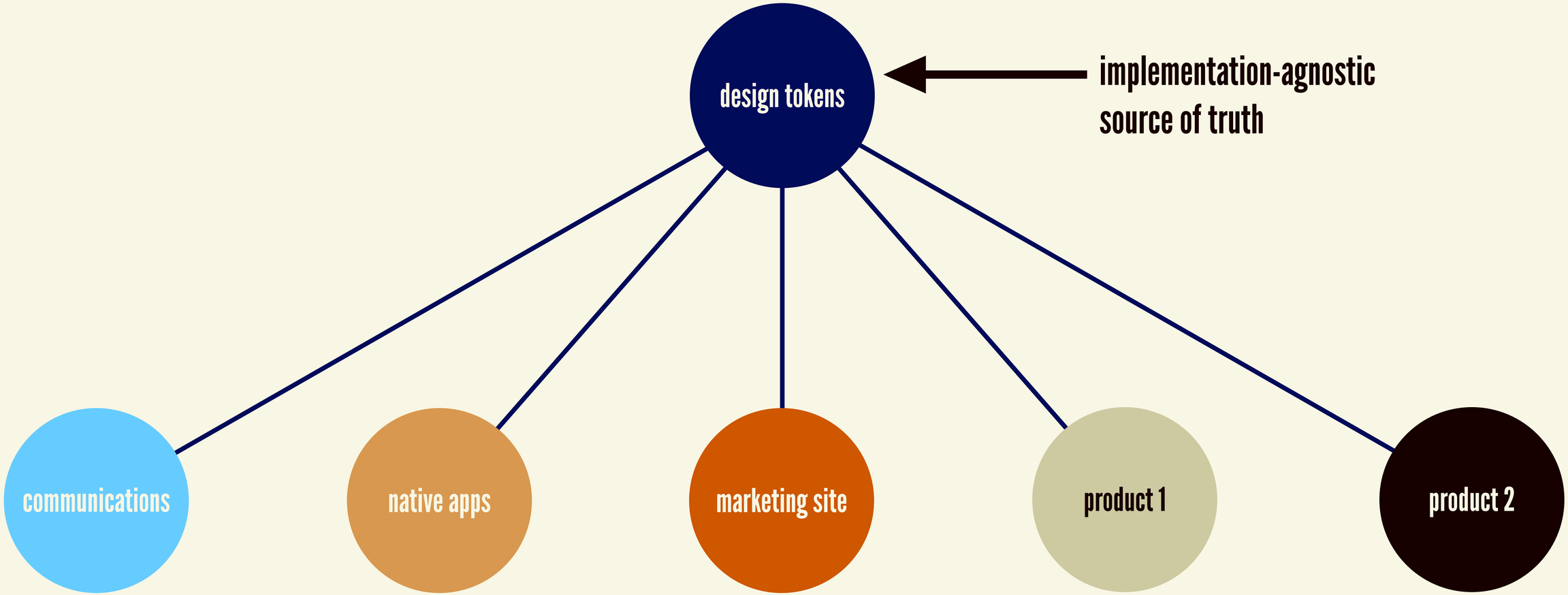

(c) ketabton.com: The Digital Library

DESIGN TOKEN PROPERTIES

- Background colors
- Type colors
- Font families
- Font sizes
- Font weights
- Line Heights
- Border colors
- Border thicknesses
- Border radii
- Animation speeds
- Media queries
- Margins
- Padding

(c) ketabton.com: The Digital Library

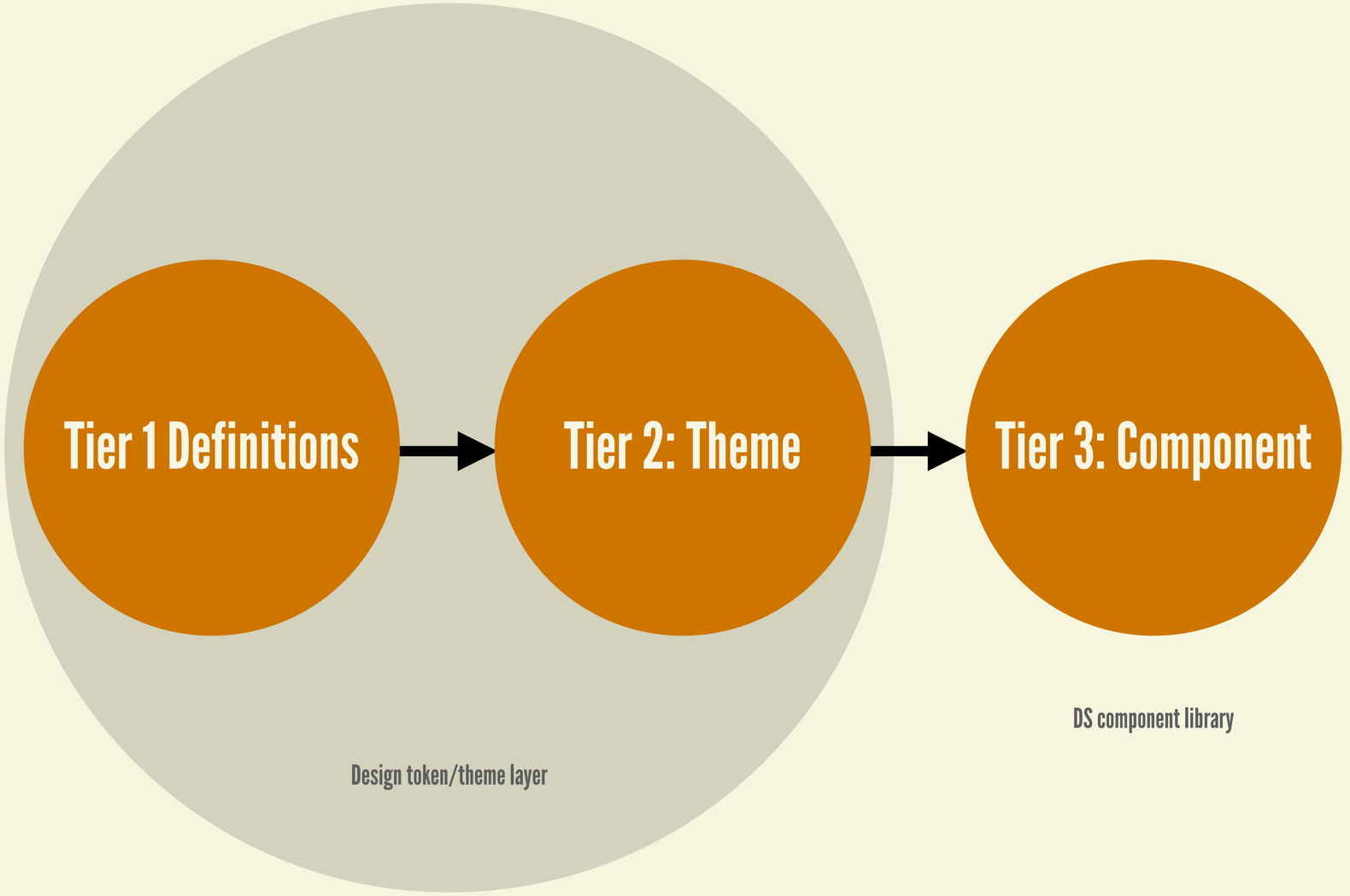

(c) ketabton.com: The Digital Library

TIER 1 TOKENS: DEFINITIONS

```
color-brand-starbucks-green: #00704a;
color-brand-coca-cola-red: #f40009;
color-neutral-50: #808080;
font-family-primary: 'Roboto', sans-serif’;
border-radius-large: 12px;
```

(c) ketabton.com: The Digital Library

TIER 2 TOKENS: APPLICATIONS

```
theme-color-primary: color-brand-starbucks-green;
theme-color-accent: color-brand-purple;
theme-font-family-primary: font-family-primary;
theme-border-radius: border-radius-medium;

form-input-border-color: color-neutral-50;
form-input-border-radius: theme-border-radius;
```

(c) ketabton.com: The Digital Library

TIER 3: DESIGN SYSTEM COMPONENT VARIABLES

```
button-primary-background: theme-color-primary
header-background: theme-color-primary

select-border-color: form-input-border-color
text-input-border-color: form-input-border-color

card-border-radius: theme-border-radius
```

(c) ketabton.com: The Digital Library

MATCH THE SHAPE SHEET 5 ANSWERS

Draw lines to match the shapes in each column.

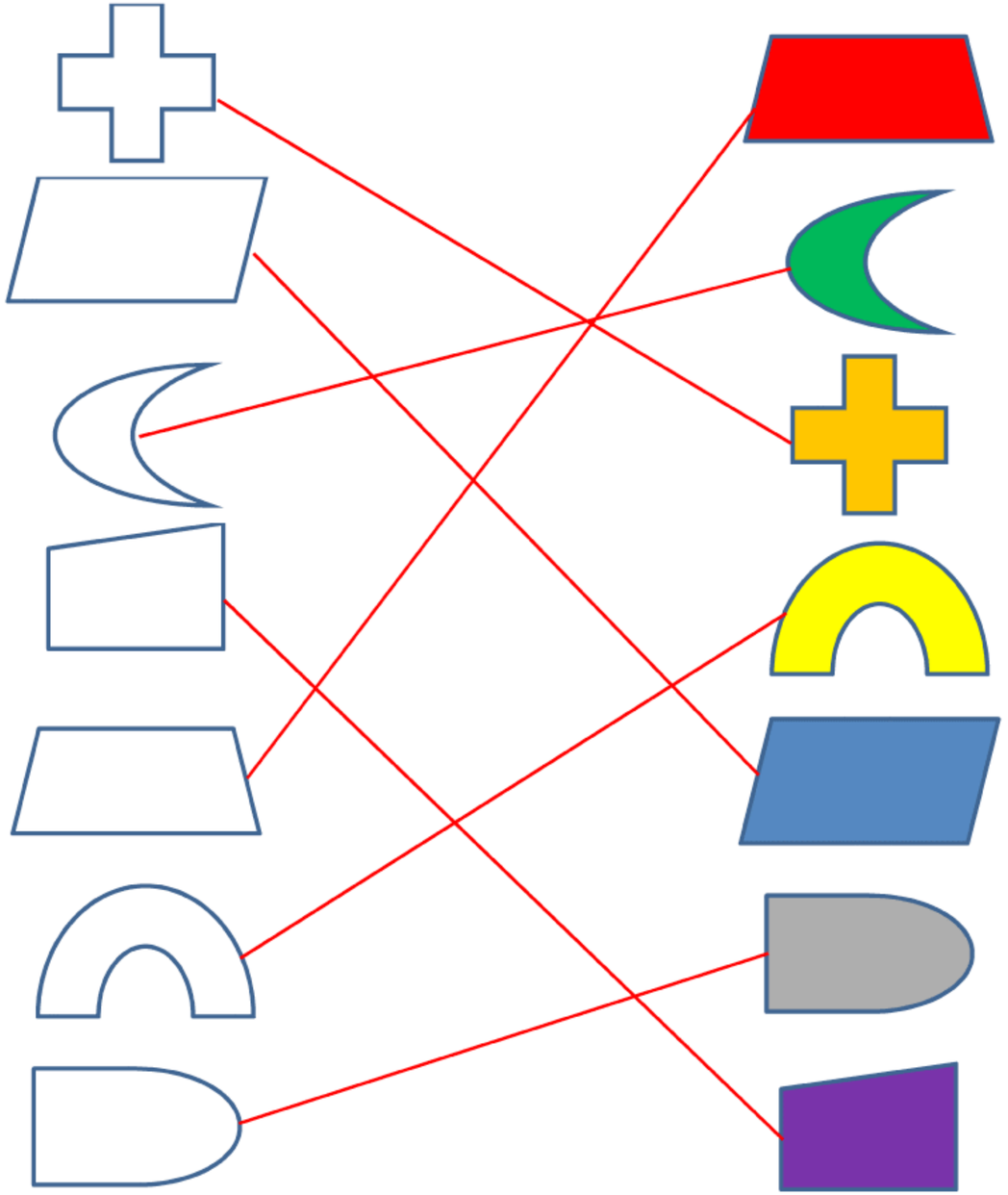

(c) ketabton.com: The Digital Library

Theemo - Style Automator



By Thomas Gossmann

38 Install 1.3k



Tired of update styles that reference another one? This plugin will do it for you!

This plugin will let you do this:

1. Manage style references on a selected node
2. Auto-update all references as you change origins (keep the plugin open for this)
3. Export references to make it available for third-party consumers
4. Switch contexts

alias automation config contexts dark designops designtokens light mapping references

https://www.figma.com/community/plugin/791262205400516364/Theemo---Style-Automator

(c) ketabton.com: The Digital Library

Themer



By Tom Lowry

638

Installed 30.3k

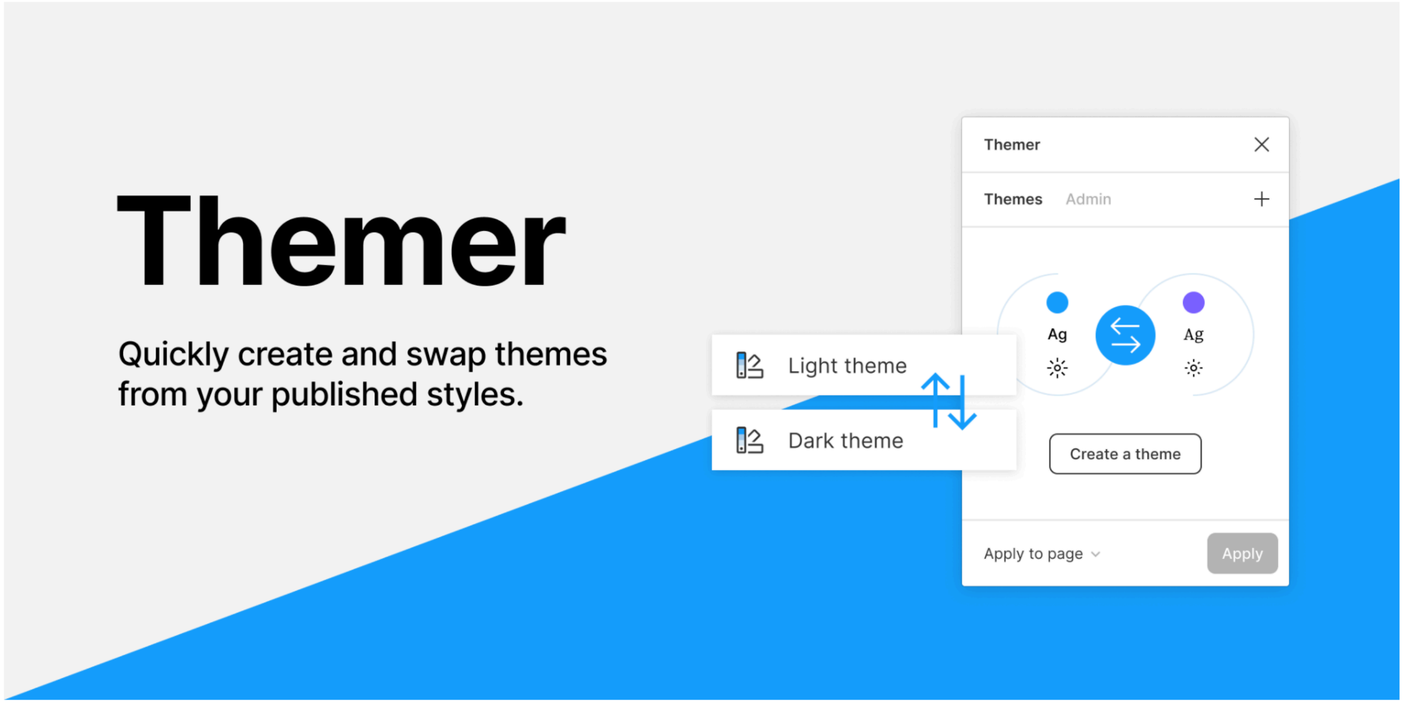

Themer enables you to create and swap themes from your *published* styles in your team library. Use it for color, text and effect styles.

How does it work?
Themer associates published styles with a theme name. When you have multiple themes, Themer will swap styles that match across themes: which means you need two styles with the same names in each theme.

In order for Themer to be used across your team, generic information about your styles is shared on a external service (jsonbin.io). You will need an account with an API key to get started (You can

style
styles
swap
theme

Made for Figma design

Last updated 2 years ago

Support: https://github.com/thema

https://www.figma.com/community/plugin/791262205400516364/Theemo---Style-Automator

(c) ketabton.com: The Digital Library

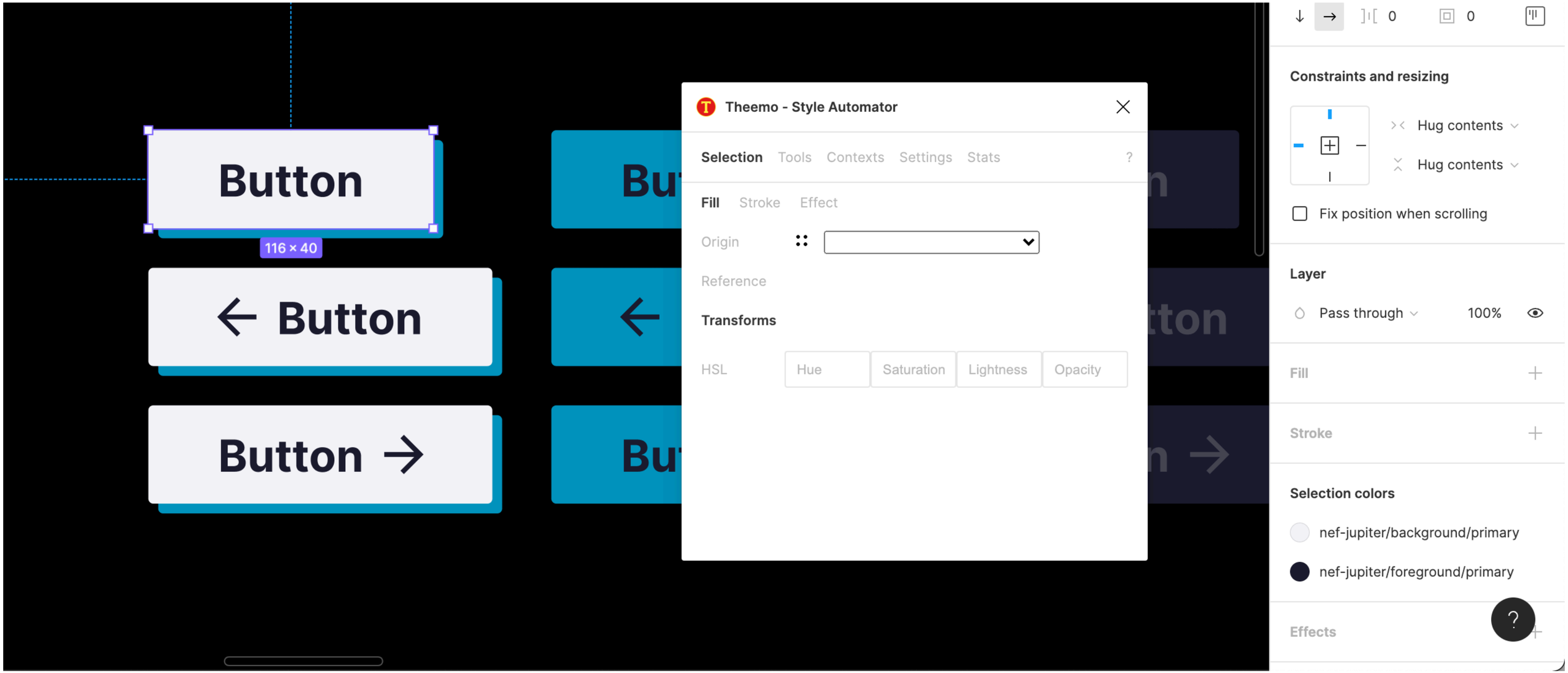

(c) ketabton.com: The Digital Library

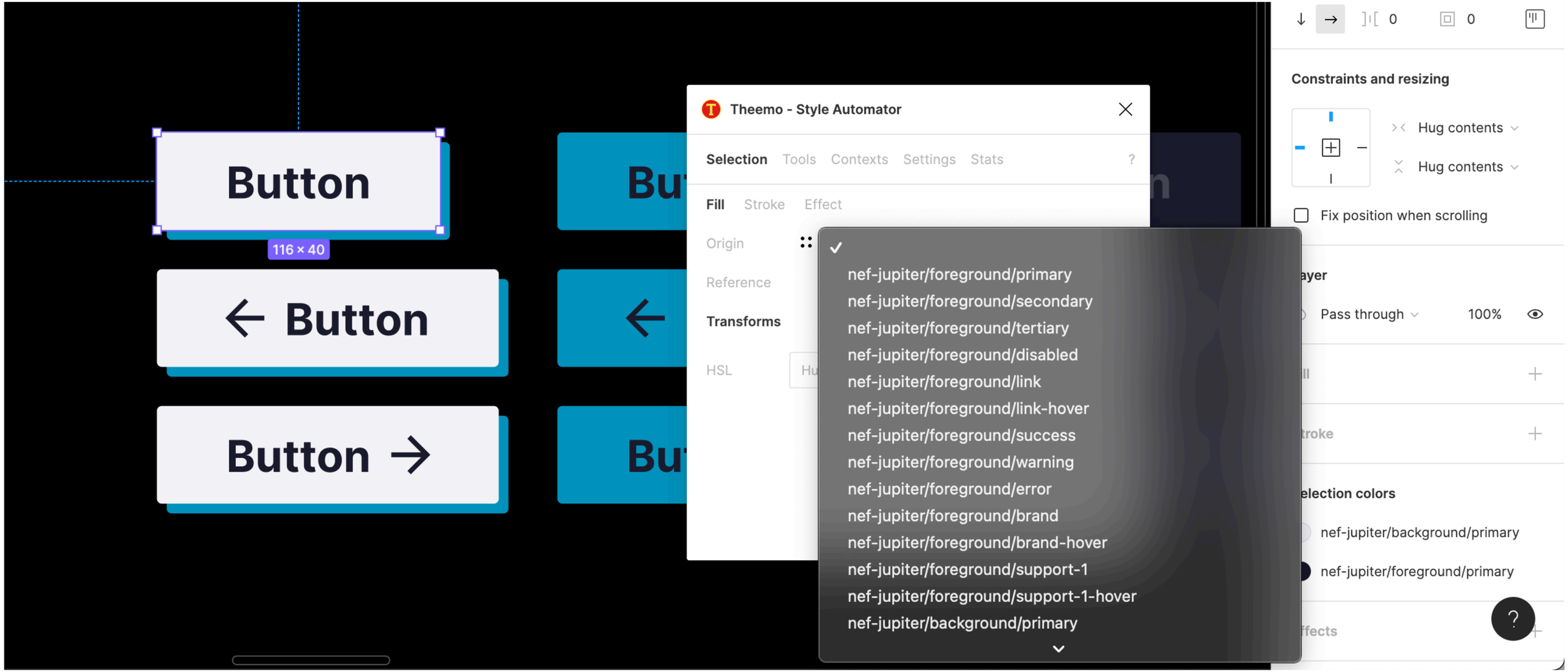

(c) ketabton.com: The Digital Library

salesforce-ux / theo

Watch 40 | Star 1.6k | Fork 106

master | 9 branches | 49 tags | Go to file | Add file | Code

dependabot-preview Bump jest from 25.5.4 to 26.0.1 ... ✓ 52c5ea3 on May 12, 2020 **266** commits

assets	Add README.md	4 years ago
bin	Fix missing dependency to commandline arguments parser	14 months ago
lib	updated README.md to document new resolveMetaAliases op...	3 years ago
.editorconfig	Initial commit	4 years ago
.gitignore	Add node_module import test	3 years ago
.npmignore	Ignore tests/fixtures	4 years ago
.prettierrc	Only run value transforms once. Fixes #132	3 years ago
.travis.yml	update node version on travis	15 months ago

About

Theo is a an abstraction for transforming and formatting Design Tokens

design-systems design-tokens

Readme

BSD-3-Clause License

Releases 49

v8.1.5 Latest
on Jan 27, 2020

https://github.com/salesforce-ux/theo

(c) ketabton.com: The Digital Library



Style Dictionary

Style once, use everywhere.

Style Dictionary is a build system that allows you to define styles once, in a way for any platform or language to consume. A single place to create and edit your styles, and a single command exports these rules to all the places you need them - iOS, Android, CSS, JS, HTML, sketch files, style documentation, or anything you can think of. It is available as a CLI through npm, but can also be used like any normal node module if you want to extend its functionality.

GitHub Get Started

https://amzn.github.io/style-dictionary

Style-Dictionary-Play.dev
by RIOTS

How it works

Play with Style Dictionary

Once you save any file, the URL encodes your progress so it's easy to share!

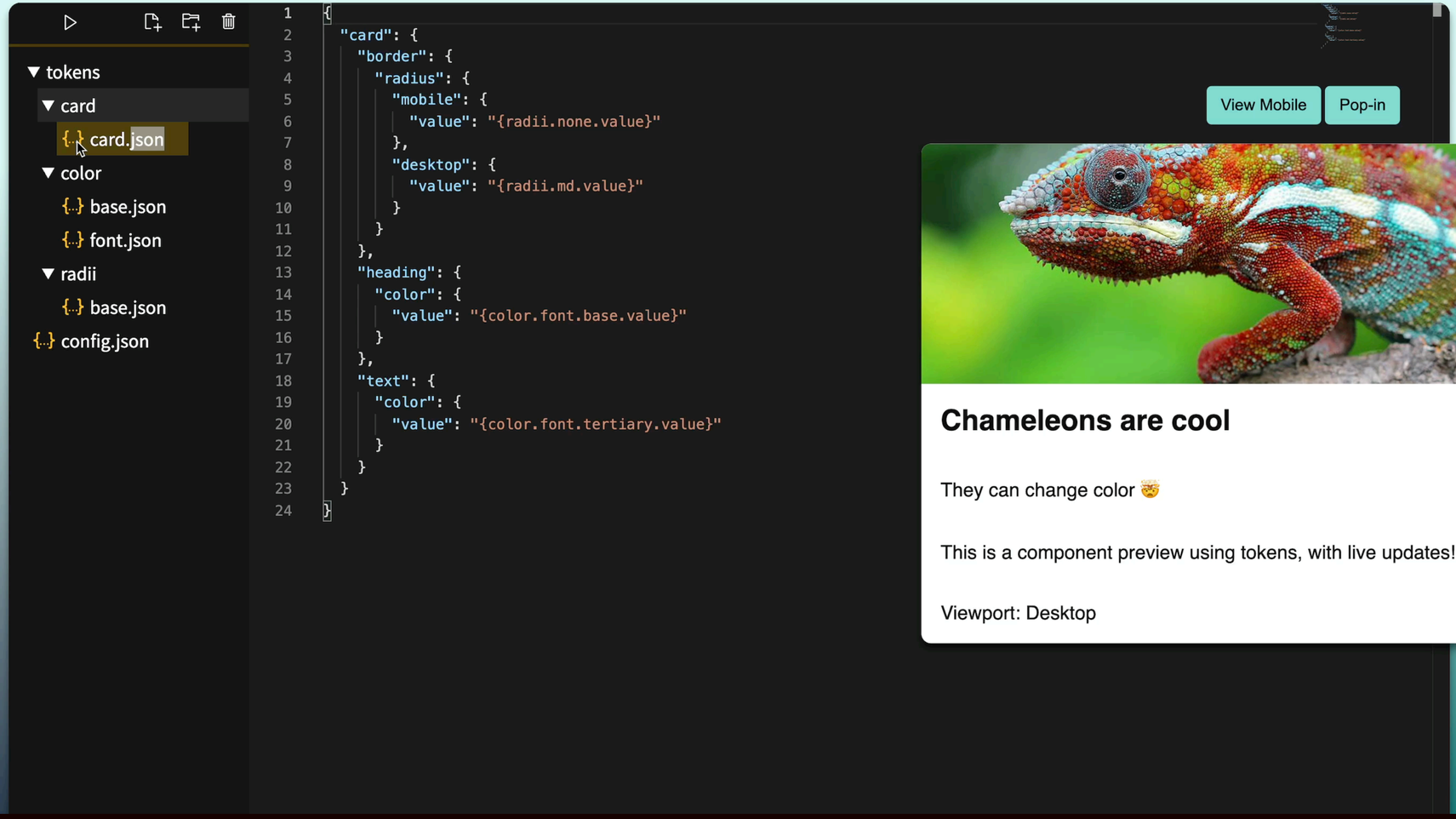

https://www.style-dictionary-play.dev/

(c) ketabton.com: The Digital Library

The design system platform for collaborative teams

InVision Design System Manager connects design and code so teams can work smarter, faster, and more in sync.

Get started with DSM

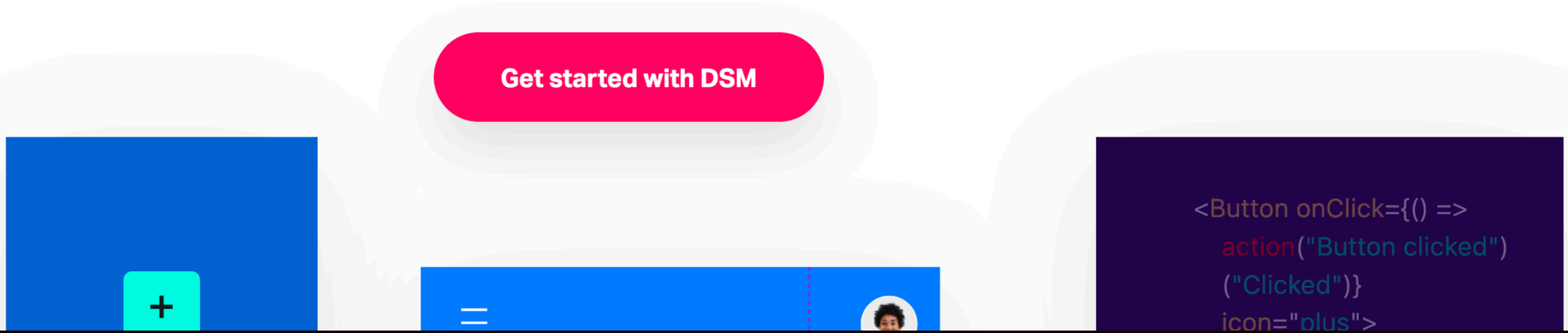

https://www.invisionapp.com/design-system-manager/

(c) ketabton.com: The Digital Library

XML

JSON

YAML

Android

iOS

```
:root {
/*
    Colors:
*/

/* Brand Colors */
--color-brand-blue: #3f5a9d;
--color-brand-gray: #888888;

/* Neutral Colors */
--color-neutral-white: #ffffff;
--color-neutral-gray-02: #f7f9f9;
--color-neutral-gray-15: #d9d9d9;
--color-neutral-gray-35: #a5a5a5;
--color-neutral-gray-50: #808080;
--color-neutral-gray-65: #595959;
--color-neutral-gray-73: #444444;
--color-neutral-gray-87: #222222;
--color-neutral-black: #000000;
--color-neutral-dim-50: rgba(0, 0, 0, 0.5);
--color-neutral-dim-70: #4a4a4a;

/* Utility Colors */
--color-utility-neutral: #0192d0;
--color-utility-neutral-subtle: #d3f2ff;
--color-utility-negative: #b12a0b;
--color-utility-negative-subtle: #fdded8;
--color-utility-caution: #a59b15;
--color-utility-caution-subtle: #fffecf;
--color-utility-positive: #03804d;
--color-utility-positive-subtle: #d4f3e6;

/*
    Font Styles:
*/

/* Primary Heading font style */
--font-primary-heading-font-size: 64px;
--font-primary-heading-line-height: normal;
```

(c) ketabton.com: The Digital Library

XML

JSON

YAML

Android

iOS

```
/*
    Colors:
*/

/* Brand Colors */
$color-brand-blue: #3f5a9d;
$color-brand-gray: #888888;

/* Neutral Colors */
$color-neutral-white: #ffffff;
$color-neutral-gray-02: #f7f9f9;
$color-neutral-gray-15: #d9d9d9;
$color-neutral-gray-35: #a5a5a5;
$color-neutral-gray-50: #808080;
$color-neutral-gray-65: #595959;
$color-neutral-gray-73: #444444;
$color-neutral-gray-87: #222222;
$color-neutral-black: #000000;
$color-neutral-dim-50: rgba(0, 0, 0, 0.5);
$color-neutral-dim-70: #4a4a4a;

/* Utility Colors */
$color-utility-neutral: #0192d0;
$color-utility-neutral-subtle: #d3f2ff;
$color-utility-negative: #b12a0b;
$color-utility-negative-subtle: #fdded8;
$color-utility-caution: #a59b15;
$color-utility-caution-subtle: #fffecf;
$color-utility-positive: #03804d;
$color-utility-positive-subtle: #d4f3e6;

/*
    Font Styles:
*/

/* Primary Heading font style */
$font-primary-heading-font-size: 64px;
$font-primary-heading-line-height: normal;
$font-primary-heading-text-align: start;
$font-primary-heading-color: #3f5a9d;
```

(c) ketabton.com: The Digital Library

XML

JSON

YAML

Android

iOS

Preview


```
{
    "list": {
        "name": "ThreadAhead",
        "organization": "brad-frost-web",
        "colors": [
            {
                "name": "Brand Colors",
                "colors": [
                    {
                        "name": "brand-blue",
                        "value": "#3f5a9d"
                    },
                    {
                        "name": "brand-gray",
                        "value": "#888888"
                    }
                ]
            },
            {
                "name": "Neutral Colors",
                "colors": [
                    {
                        "name": "neutral-white",
                        "value": "#ffffff"
                    },
                    {
                        "name": "neutral-gray-02",
                        "value": "#f7f9f9"
                    },
                    {
                        "name": "neutral-gray-15",
                        "value": "#d9d9d9"
                    },
                    {
                        "name": "neutral-gray-35",
                        "value": "#a5a5a5"
```

(c) Kesaboon.com. The Digital Library

Arcade

Sign In

Scale brand decisions with confidence.

Arcade is for enterprise teams of designers, product managers, and engineers who want to work with design tokens without writing code.



https://usearcade.com/

(c) ketabton.com: The Digital Library

sturobson / Awesome-Design-Tokens

Watch 24 Star 388 Fork 31

Code Issues Pull requests 2 Actions Projects Wiki Security Insights

master 1 branch 0 tags Go to file Add file Code

sturobson Update README.md 3771795 on Apr 5 73 commits

LICENSE	Initial commit	3 years ago
README.md	Update README.md	3 months ago

README.md

Awesome-Design-Tokens

Design Tokens Working Group

- Design Tokens Working Group Repo
- Design Tokens Twitter

About

A list of resources on all things to do with Design Tokens

design-systems design-tokens design-system

Readme

Unlicense License

Releases

No releases published

Contributors 14

https://github.com/sturobson/Awesome-Design-Tokens

(c) ketabton.com: The Digital Library

THEMEABLE DESIGN SYSTEMS

(c) ketabton.com: The Digital Library

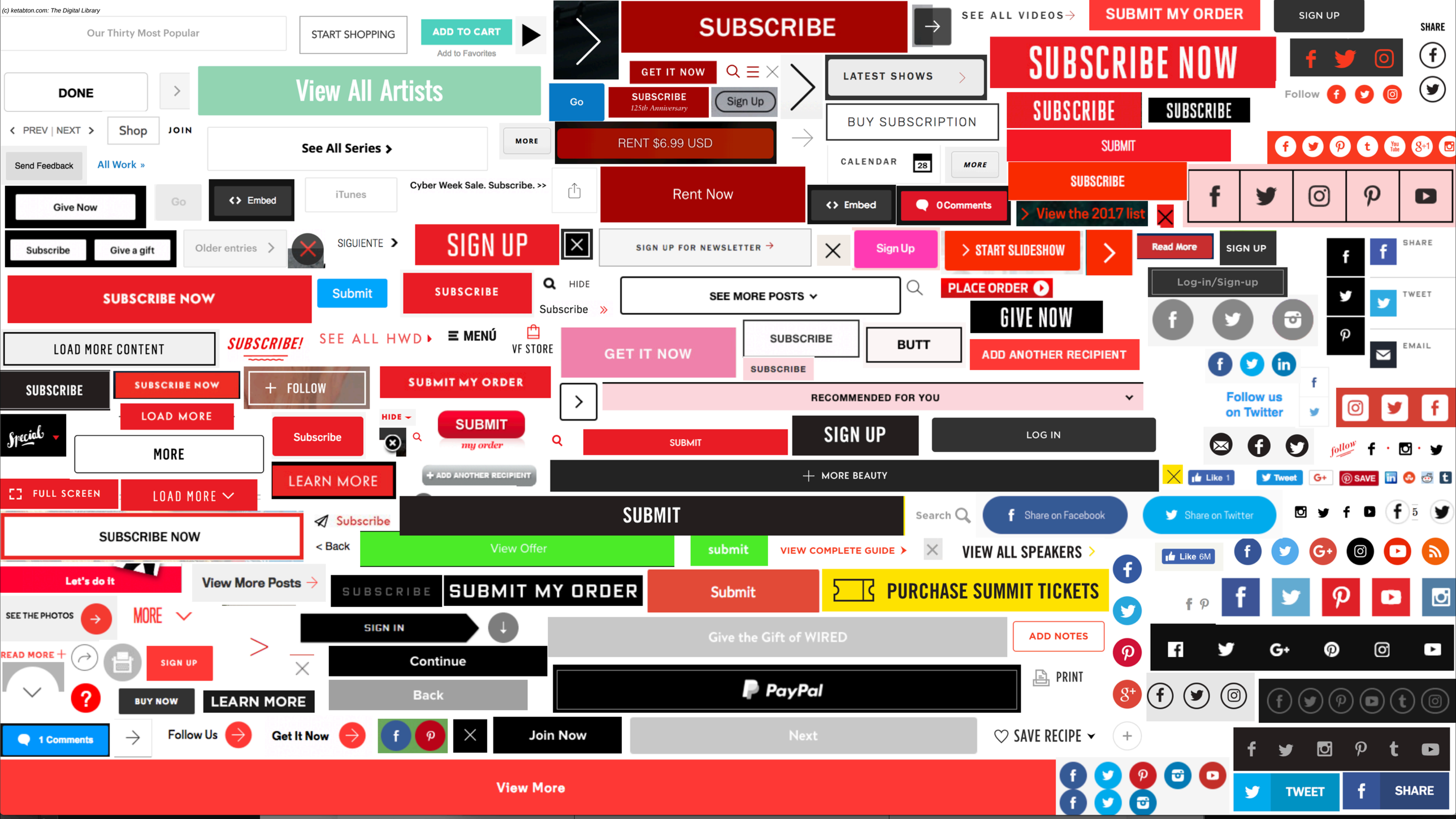

(c) ketabton.com: The Digital Library



(c) ketabton.com: The Digital Library

Shop Now

(c) ketabton.com: The Digital Library

Submit

(c) ketabton.com: The Digital Library



(c) ketabton.com: The Digital Library



(c) ketabton.com: The Digital Library



(c) ketabton.com: The Digital Library



(c) ketabton.com: The Digital Library



(c) ketabton.com: The Digital Library



(c) ketabton.com: The Digital Library



(c) ketabton.com: The Digital Library

Button

(c) ketabton.com: The Digital Library

Select A Theme

Button

Button Icon After

More +

Button Icon Before

Search

Button Icon Only

+

Button Long Label

This Is Extra Super Long Button Text

Button Secondary

(c) ketabton.com: The Digital Library



Kicker

Heading ipsum dolor sit (39 characters)

Lorem ipsum dolor sit amet, consectetur adipisicing elit, sed do eiusmod tempor incididunt ut labore et dolore magna aliqua. Ut enim ad minim veniam

This is the card footer

(c) ketabton.com: The Digital Library

Select A Theme

Card
GQ Card
New Yorker Card
Vanity Fair Card
Vogue Card
Wired Card



Kicker

Heading ipsum dolor sit (39 characters)

Lorem ipsum dolor sit amet, consectetur adipisicing elit, sed do eiusmod tempor incididunt ut labore et dolore magna aliqua. Ut enim ad minim veniam

This is the card footer

(c) ketabton.com: The Digital Library

Select A Theme

Card
GQ Card
New Yorker Card
Vanity Fair Card
Vogue Card
Wired Card



Kicker

Heading ipsum dolor sit (39 characters)

Lorem ipsum dolor sit amet, consectetur adipisicing elit, sed do eiusmod tempor incididunt ut labore et dolore magna aliqua. Ut enim ad minim veniam

This is the card footer



Kicker
Heading ipsum dolor sit (39 characters)
Lorem ipsum dolor sit amet, consectetur adipisicing elit, sed do eiusmod tempor incididunt ut labore et dolore magna aliqua. Ut enim ad minim veniam
This is the card footer



Kicker
Heading ipsum dolor sit (39 characters)
Lorem ipsum dolor sit amet, consectetur adipisicing elit, sed do eiusmod tempor incididunt ut labore et dolore magna aliqua. Ut enim ad minim veniam
This is the card footer



Kicker
Heading ipsum dolor sit (39 characters)
Lorem ipsum dolor sit amet, consectetur adipisicing elit, sed do eiusmod tempor incididunt ut labore et dolore magna aliqua. Ut enim ad minim veniam
This is the card footer



Kicker
Heading ipsum dolor sit (39 characters)
Lorem ipsum dolor sit amet, consectetur adipisicing elit, sed do eiusmod tempor incididunt ut labore et dolore magna aliqua. Ut enim ad minim veniam
This is the card footer



Kicker



Kicker



Kicker



Kicker



Kicker
Joe Keery is Your Weekend Style Hero
Lorem ipsum dolor sit amet, consectetur adipisicing elit, sed do eiusmod tempor incididunt ut labore et dolore magna aliqua. Ut enim ad minim veniam
By Cam Wolf



Kicker
Everlane Just Disrupted Itself
Lorem ipsum dolor sit amet, consectetur adipisicing elit, sed do eiusmod tempor incididunt ut labore et dolore magna aliqua. Ut enim ad minim veniam
By Cam Wolf



Kicker
Everlane Just Disrupted Itself
Lorem ipsum dolor sit amet, consectetur adipisicing elit, sed do eiusmod tempor incididunt ut labore et dolore magna aliqua. Ut enim ad minim veniam
By Cam Wolf



Kicker
Everlane Just Disrupted Itself
Lorem ipsum dolor sit amet, consectetur adipisicing elit, sed do eiusmod tempor incididunt ut labore et dolore magna aliqua. Ut enim ad minim veniam
By Cam Wolf



Kicker
Everlane Just Disrupted Itself



Kicker
Everlane Just Disrupted Itself



Kicker
Everlane Just Disrupted Itself



Kicker
Everlane Just Disrupted Itself

(c) ketabton.com: The Digital Library

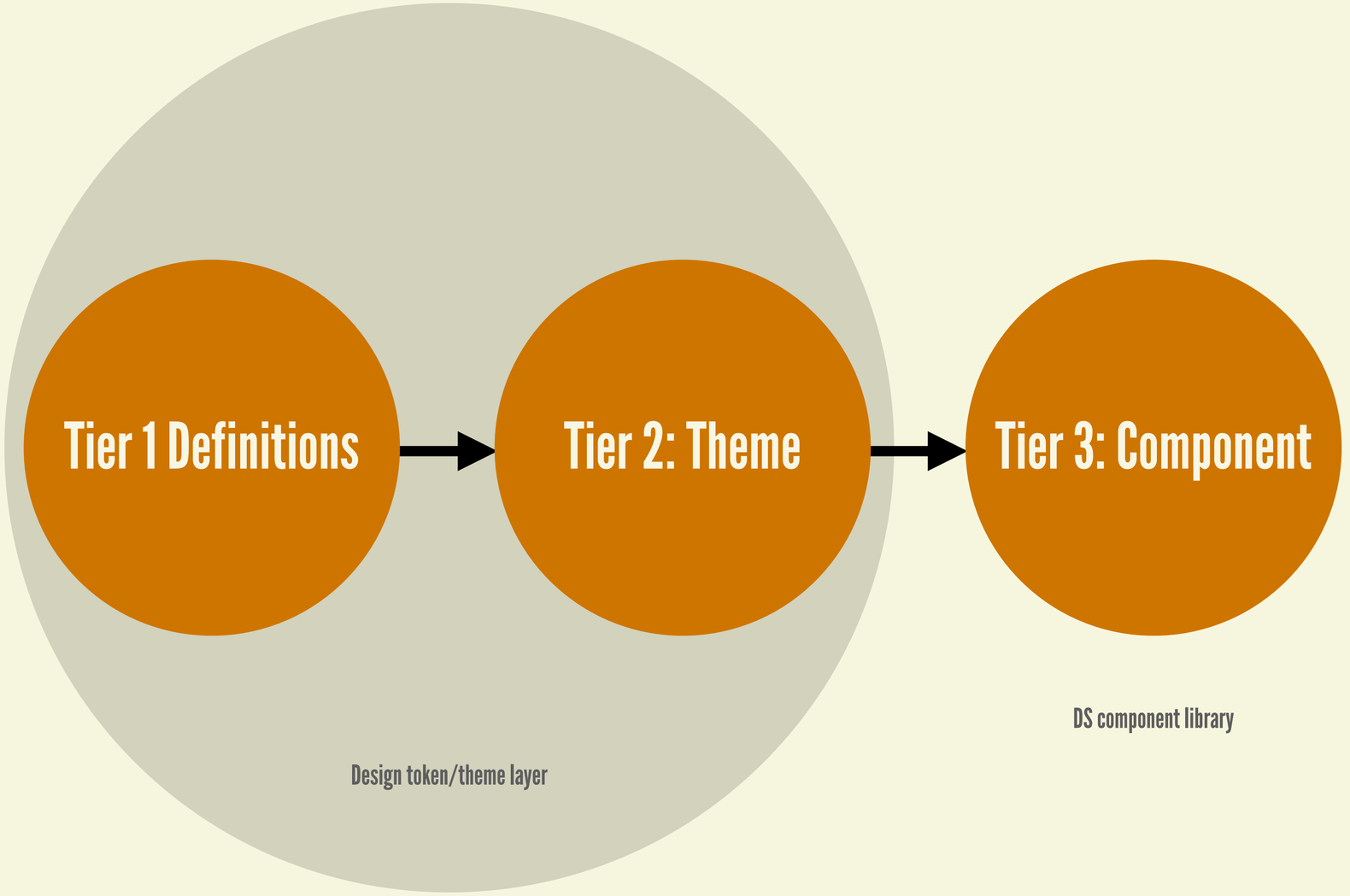

(c) ketabton.com: The Digital Library

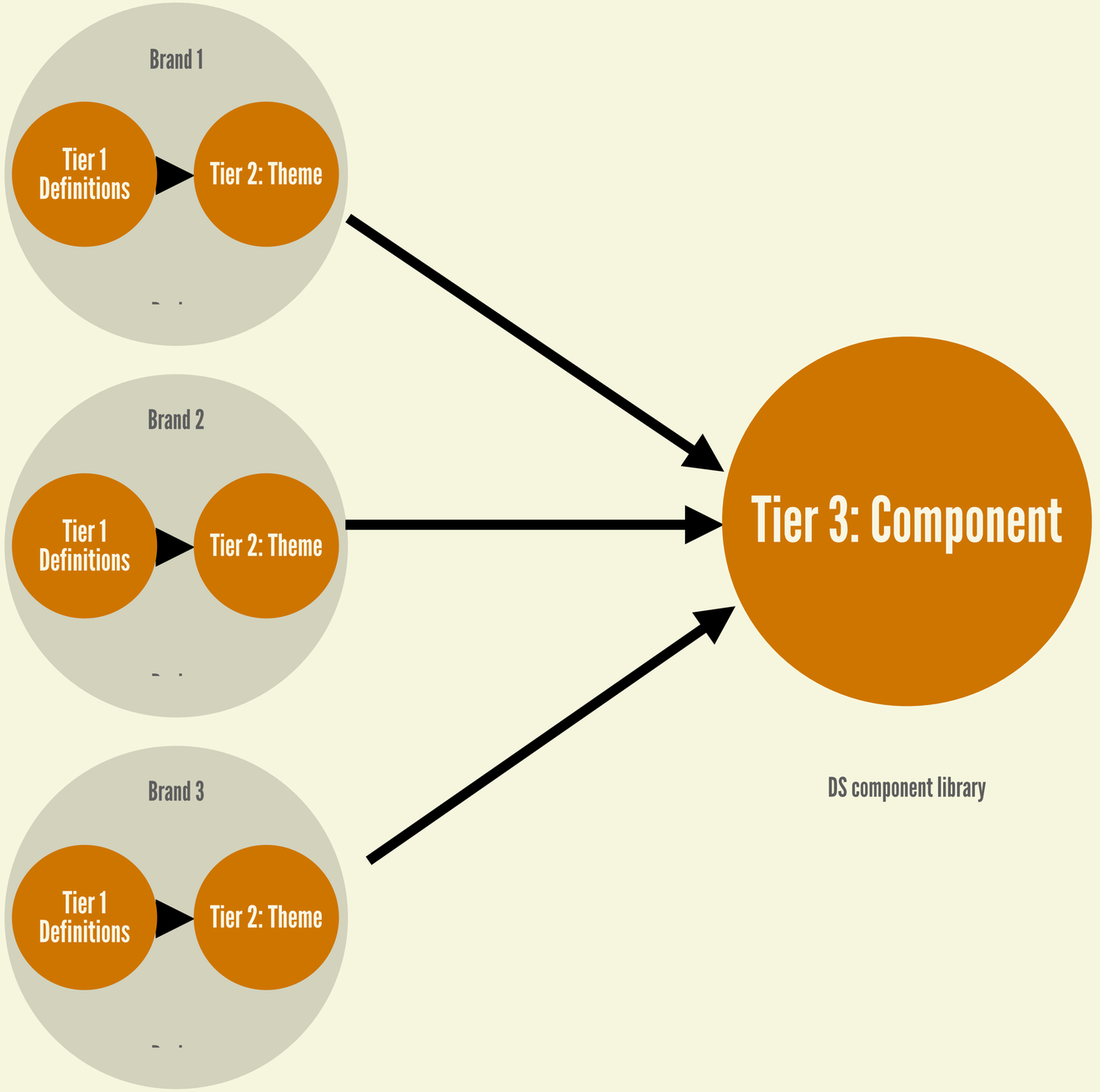

(c) kirabton.com: The Digital Library

creating themeable design systems

TL;DR: **Design systems + CSS Zen Garden = Awesome.**

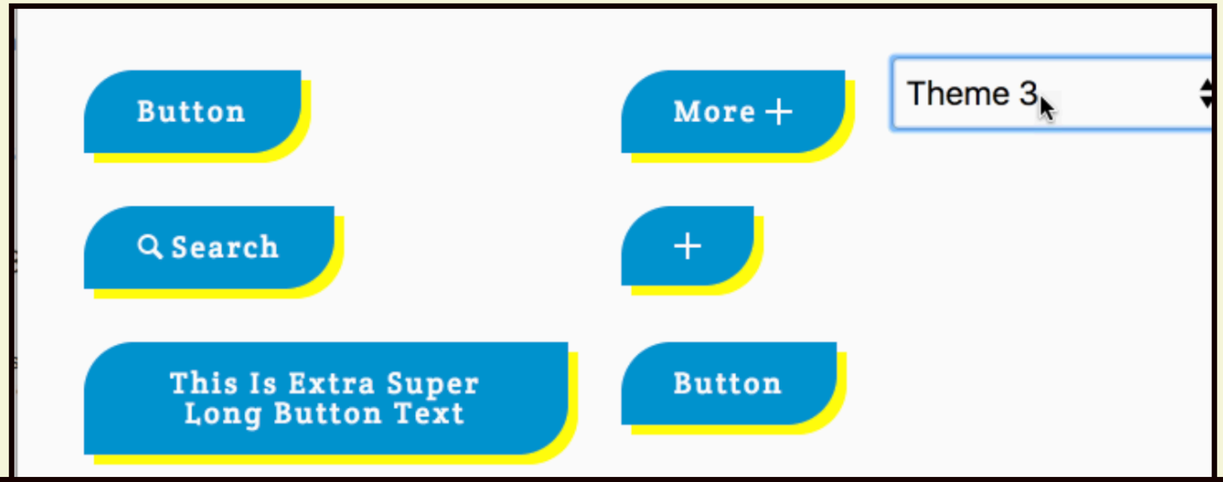

https://bradfrost.com/blog/post/creating-themeable-design-systems/

(c) ketabton.com: The Digital Library



https://material.io/design/material-theming/overview.html#material-theming

Presentation.com: The Digital Library

COLOR SYSTEMS

(c) ketabton.com: The Digital Library

COLOR TOKENS

(c) ketabton.com: The Digital Library

TIER 1 TOKENS: DEFINITIONS

(c) ketabton.com: The Digital Library

Color values and hex numbers

GREEN 01

CMYK: 85/25/100/13
RGB: 16/128/0
HEX: #108000
PMS: 348
SASS: $green01

QUICKBOOKS GREEN

CMYK: 80/10/100/0
RGB: 44/160/28
HEX: #2CA01C
PMS: 362
SASS: $green02

GREEN 03

CMYK: 70/0/100/0
RGB: 83/183/0
HEX: #53B700
PMS: 361
SASS: $green03

GREEN 04

CMYK: 54/0/100/0
RGB: 127/208/0
HEX: #7FD000
PMS: 375
SASS: $green04

GREEN 05

CMYK: 37/0/97/0
RGB: 169/232/56
HEX: #A9E838
PMS: 374
SASS: $green05

BLACK

CMYK: 75/70/70/100
RGB: 0/0/0
HEX: #000000
PMS: BLACK 6
SASS: $black

QUICKBOOKS DK GRAY

CMYK: 70/63/58/50
RGB: 57/58/61
HEX: #393A3D
PMS: 432
SASS: $gray01

GRAY 02

CMYK: 60/50/45/15
RGB: 107/108/114
HEX: #6B6C72
PMS: 431
SASS: $gray02

GRAY 03

CMYK: 48/38/35/2
RGB: 141/144/150
HEX: #8D9096
PMS: 430
SASS: $gray03

GRAY 04

CMYK: 27/20/16/0
RGB: 186/190/197
HEX: #BABEC5
PMS: 429
SASS: $gray04

https://designsystem.quickbooks.com/foundations/color-palette/

(c) ketabton.com: The Digital Library

2014 Material Design color palettes

These color palettes, originally created by Material Design in 2014, are comprised of colors designed to work together harmoniously, and can be used to develop your brand palette. To generate your own harmonious palettes, use the palette generation tool.

Red 50	#FFEBEE
100	#FFCDD2
200	#EF9A9A
300	#E57373
400	#EF5350
500	#F44336
600	#E53935
700	#D32F2F
800	#C62828
900	#B71C1C

Pink 50	#FCE4EC
100	#F8BBD0
200	#F48FB1
300	#F06292
400	#EC407A
500	#E91E63
600	#D81B60
700	#C2185B
800	#AD1457
900	#880E4F

Purple 50	#F3E5F5
100	#E1BEE7
200	#CE93D8
300	#BA68C8
400	#AB47BC
500	#9C27B0
600	#8E24AA
700	#7B1FA2
800	#6A1B9A
900	#4A148C

(c) ketabton.com: The Digital Library

Brand Colors

$color-brand-yellow
rgb(230, 255, 51)

$color-brand-blue
#bfb8ff

$color-brand-teal
#bddbff

Neutral Colors

$color-neutral-black
#000000

$color-neutral-gray-80
#333333

$color-neutral-gray-60
#666666

$color-neutral-gray-50
#808080

$color-neutral-gray-20
#cccccc

$color-neutral-gray-42
#949494

$color-neutral-gray-10
#e6e6e6

$color-neutral-white
#ffffff

$color-neutral-gray-05
#f2efeb

Utility Colors

$color-utility-warning
#ffc658

$color-utility-success
#44883e

$color-utility-info
#bfb8ff

$color-utility-error
#d50032

(c) ketabton.com: The Digital Library

TIER 2 TOKENS: SEMANTICS/THEME/USAGE

(c) ketabton.com: The Digital Library

verview

oundations

Typography

Color

Accessibility

Grids

Spacing

Native mobile

sual guidelines

ontent

omponents

atterns

arketing

Color palette

The QuickBooks color palette is part of a comprehensive palette for all Intuit brands. Each brand emphasizes a select group of colors from this palette.

Primary colors



Green is the primary color for QuickBooks. It is used strategically to call attention to elements on a page, and not used in large fields.

Light gray complements the green and occupies larger areas in a design. It plays an important role as a background in our photography system and has an essential role in information hierarchies in marketing

Dark gray is our primary accent color. Its unique mix creates a warmth that helps humanize our primary colors.

It's a callout color and helps to establish information hierarchies. Use

https://designsystem.quickbooks.com/foundations/color-palette/

(c) ketabton.com: The Digital Library

Color framework

The QuickBooks Design System applies color to set a visual tone, afford interaction and communicate meaning. This system is derived from the color proportion of our brand and industry best practices in data visualization.

Meaning

- Money in / Income / Nav / Confirm GREEN 03
- Money out / Expense TEAL 02
- Liabilities / Tax / Loan PINK 01
- Blocker / Decline / Error TURBOTAX RED
- Mileage PURPLE 03
- Tooltips / Secondary nav QB DK GRAY
- Historical data GRAY 04
- Neutral GRAY 03
- Overdue ORANGE 03
- Warning / Critical YELLOW 01
- Info / Help / In-progress / Links INTUIT BLUE

Accessibility pro tip
Don’t use color alone to indicate status. Include icons with text to make things clear. See accessibility guidelines

https://designsystem.quickbooks.com/foundations/color-palette/

(c) ketabton.com: The Digital Library

Primary Colors

Foreground	Background	Border
`--cn-theme-color-primary-foreground` AaBbCcDdEeFfGg	`--cn-theme-color-primary-background`	`--cn-theme-color-primary-border`
`--cn-theme-color-primary-foreground-hover` AaBbCcDdEeFfGg	`--cn-theme-color-primary-background-hover`	`--cn-theme-color-primary-border-hover`
`--cn-theme-color-primary-foreground-inverted` AaBbCcDdEeFfGg	`--cn-theme-color-primary-background-inverted`	`--cn-theme-color-primary-border-inverted`
`--cn-theme-color-primary-foreground-inverted-hover` AaBbCcDdEeFfGg	`--cn-theme-color-primary-background-inverted-hover`	`--cn-theme-color-primary-border-inverted-hover`

Neutral Subtle

Foreground	Background	Border
`--cn-theme-color-neutral-subtle-foreground` AaBbCcDdEeFfGg	`--cn-theme-color-neutral-subtle-background`	`--cn-theme-color-neutral-subtle-border`

(c) ketabton.com: The Digital Library

DARK MODE

(c) ketabton.com: The Digital Library

“dark mode” vs “inverted”

One thing we run into a fair amount in our design system work is the need to clarify the difference between “dark mode” and “components rendered on a dark background”.

what is actual dark mode?

`prefers-color-scheme` is a CSS media feature that listens to a user’s preference for dark or light mode at an operating system or user agent level.

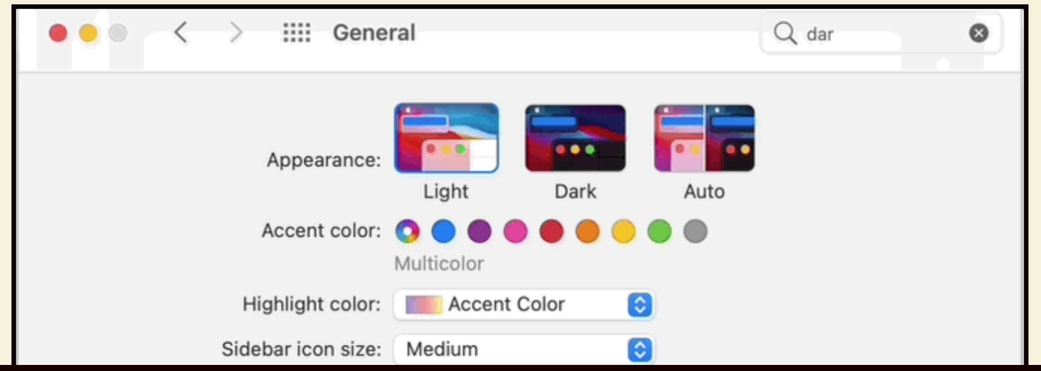

https://bradfrost.com/blog/post/dark-mode-vs-inverted/

(c) ketabton.com: The Digital Library

"Light" Band with text passage

Lorem ipsum dolor sit amet, consectetur adipiscing elit, sed do eiusmod tempor incididunt ut labore et dolore magna aliqua. Ut enim ad minim veniam, quis nostrud exercitation ullamco laboris nisi ut aliquip ex ea commodo consequat.

This is a text link

"Dark" Band with inverted text passage

Lorem ipsum dolor sit amet, consectetur adipiscing elit, sed do eiusmod tempor incididunt ut labore et dolore magna aliqua. Ut enim ad minim veniam, quis nostrud exercitation ullamco laboris nisi ut aliquip ex ea commodo consequat.

This is a text link

Light/Dark Mode Design System for Smashing Workshop
Brad Frost PRO

Save Settings

HTML

CSS (SCSS) 16 unsaved changes

```scss
:root {
  // Tier 1 variables
  --color-brand-orange: orange;
  --color-brand-orange-dark: darkorange;
  --color-brand-pink: salmon;

  --color-neutral-white: white;
  --color-neutral-12: #eeeeee;
  --color-neutral-67: #555555;
  --color-neutral-black: black;


  // Tier 2 variables
  --color-theme-primary: var(--color-brand-orange-dark);
  --color-body-background: var(--color-neutral-white);
  --color-body-text: var(--color-neutral-black);
  --color-theme-neutral-light: var(--color-neutral-12);
}

// Where the dark mode magic happens
@media (prefers-color-scheme: dark) {
  :root {
    --color-theme-primary: var(--color-brand-orange);
    --color-body-background:  var(--color-neutral-black);
    --color-body-text: var(--color-neutral-white);
    --color-theme-neutral-light: var(--color-neutral-67);
  }
}

body {
  color: var(--color-body-text);
  background: var(--color-body-background);
  font-family: sans-serif;
  padding: 2rem;
```

Button

Heading styles

owaeijfoawiejf Lorem ipsum dolor sit amet, consectetur adipiscing elit, sed do eiusmod tempor incididunt ut labore et dolore magna aliqua. Ut enim ad minim veniam, quis nostrud exercitation ullamco laboris nisi ut aliquip ex ea commodo consequat.

Here is a card

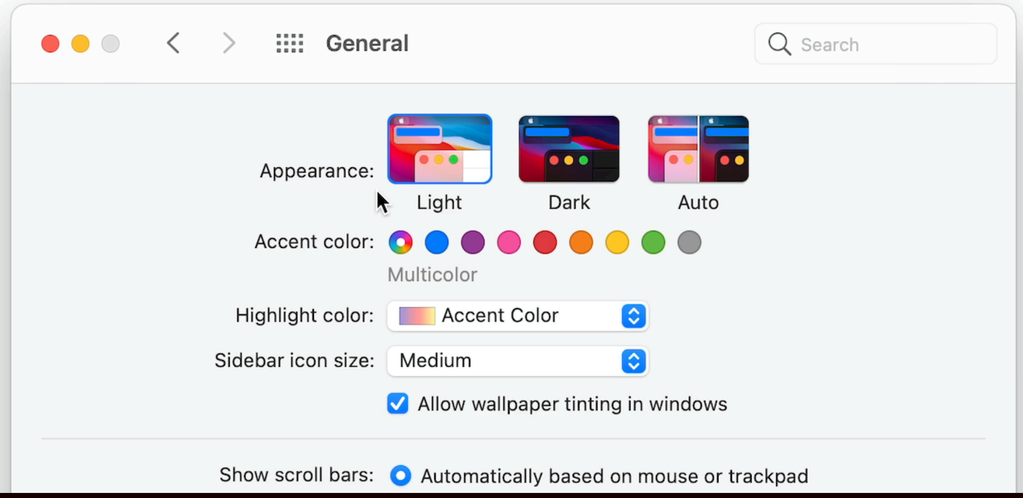

https://codepen.io/bradfrost/pen/vYmggWW

Dark Mode with Style Dictionary

April 29, 2021

Table of contents

- Introduction
- Web
- Android
- iOS
- Token structure
- Initial setup
- Multi-file method
- Single-token method
- Bonus: high contrast mode
- Conclusion

Introduction

This article assumes you have a basic understanding of design tokens and Style Dictionary.

https://dbanks.design/blog/dark-mode-with-style-dictionary/

(c) ketabton.com: The Digital Library

Color within Constraints

A scalable color system for digital products



Linzi Berry Follow

Sep 14, 2020 · 8 min read



https://medium.com/tap-to-dismiss/color-within-constraints-d6f777a3b72d

(c) ketabton.com: The Digital Library

Color in Design Systems

16 Tips for Setting Up a System That Endures

Top highlight



Nathan Curtis Follow
Apr 13, 2016 · 9 min read

[This post has been updated at its canonical link]



https://medium.com/eightshapes-llc/color-in-design-systems-a1c80f65fa3

© Presentation.com: The Digital Library

TYPOGRAPHY SYSTEMS

(c) ketabton.com: The Digital Library

TYPOGRAPHY TOKENS

(c) ketabton.com: The Digital Library

TIER 1 TOKENS: PRESET DEFINITIONS

(c) ketabton.com: The Digital Library

`.typography-preset-1`

United adds upgrade- friendly premium seats in battle for big spenders

40/48, LIGHT

`.typography-preset-2`

Shares jump as airline’s fourth- quarter revenue, profit beat estimates

32/40, LIGHT

`.typography-preset-3`

First look: United unveils new uniforms for 70,000 frontline employees

(c) ketabton.com: The Digital Library

United Airlines completes its last Boeing 747 flight United Airlines completes its last Boeing 747 flight

16/24, REGULAR

`.typography-preset-6`

Less is more: United Airlines to shrink economy section to add more seats for high fare travelers

14/24, LIGHT

`.typography-preset-7`

United Airlines Invites Rewards Members To Crowdfund Miles For Nonprofits

12/20, LIGHT

`.typography-preset-8`

FLY THE FRIENDLY GALAXY WITH 'STAR WARS'-THEMED AIRCRAFT

14/24, LIGHT

(c) ketabton.com: The Digital Library

Typography

Type Identity.

Typography presets that are offered by Primer.

TOKENS	STYLES	BREAKPOINTS
preset-1 Used for prominent typography such as headings `text.preset-1`	We protect and beautify the world We protect and beautify the world	Default 0 px Medium 720px
preset-2 Good for page header descriptions below titles. `text.preset-2`	We protect and beautify the world We protect and beautify the world	Default 0 px Medium 720px
preset-2-medium Good for page header descriptions below titles `text.preset-2-medium`	We protect and beautify the world We protect and beautify the world	Default 0 px Medium 720px
preset-3 Used for prominent typography such as headings `text.preset-3`	We protect and beautify the world We protect and beautify the world	Default 0px Medium 720px
preset-3-medium Good for large body text and other medium size typography `text.preset-3-medium`	We protect and beautify the world We protect and beautify the world	Default 0 px Medium 720px

(c) ketabton.com: The Digital Library

TYPOGRAPHY PRESETS IN CODE

```scss
// Typography Preset 1
@mixin typography-preset-1() {
  font-family: var(--font-family-secondary);
  font-weight: var(--font-weight-bold);
  font-size: var(--font-size-xl);
  line-height: var(--line-height-sm);
}

// Typography Preset 2
@mixin typography-preset-2($responsive: true) {
  font-family: var(--font-family-secondary);
  font-weight: var(--font-weight-bold);
  font-size: var(--font-size-md-2);
  line-height: var(--line-height-md);

  @if $responsive == true {
    @media all and (min-width: $bp-md) {
      font-size: var(--font-size-lg);
      line-height: var(--line-height-sm);
    }
  }
}
```

(c) ketabton.com: The Digital Library

TIER 2 TOKENS: SEMANTICS/THEME/USAGE

(c) ketabton.com: The Digital Library

description-text

Used for description text that appears under headings

`text.description-text`

Lorem ipsum dolor sit amet, consectetur adipiscing elit. Nam auctor massa aliquet augue dapibus, in aliquet leo condimentum. Sed sit amet commodo velit, sit amet hendrerit sapien.

---

core-text

Used for default text size such as body copy

`text.core-text`

Lorem ipsum dolor sit amet, consectetur adipiscing elit. Nam auctor massa aliquet augue dapibus, in aliquet leo condimentum. Sed sit amet commodo velit, sit amet hendrerit sapien.

---

core-text--small

Used for small body copy such as copyright information

`text.core-text`

Lorem ipsum dolor sit amet, consectetur adipiscing elit. Nam auctor massa aliquet augue dapibus, in aliquet leo condimentum. Sed sit amet commodo velit, sit amet hendrerit sapien.

---

promo-text

Used for promotional text such as price

`text.core-text`

$0.00

---

promo-text-kicker

Used for adding more context to promotional text

`text.core-text`

Lorem ipsum dolor sit amet

---

promo-text-sup

Used for superscripted promo text

`text.core-text`

$0.00

(c) ketabton.com: The Digital Library

form-control-label

Used for labels above input fields

`text.input-label`

Lorem ipsum dolor

---

form-control-label-flag

Used for optional description text
that appears after a label

`text.input-label`

(Lorem ipsum dolor)

---

form-control-text

Used for value and placeholder text
inside input fields

`text.input-text`

Lorem ipsum dolor

---

form-control-fieldnote

Used for fieldnote text that appears
below input fields such as
instructions or error messages

`text.input-fieldnote`

Lorem ipsum dolor

(c) ketabton.com: The Digital Library

TYPOGRAPHY PRESETS IN CODE

```
// Core text
@mixin theme-typography-core-text() {
  @include typography-preset-5();
}

// Core text small
@mixin theme-typography-core-text-sm() {
  @include typography-preset-8();
}

// Form labels
@mixin theme-form-control-label() {
  @include typography-preset-7();
}



// Form field note
@mixin theme-form-control-fieldnote() {
  @include typography-preset-12();
}
```

(c) ketabton.com: The Digital Library

Typography in Design Systems

A typographic system that optimizes for guessability.

March 17, 2019 at 5:17 PM

---

https://superfriendlydesign.systems/articles/typography-in-design-systems/

(c) ketabton.com: The Digital Library



Thomas Lowry
Designer Advocate at Figma

Text style basics
Specifying fonts
Setting line height
Typography scales
Naming and organization
Combining color and text styles
Text box resizing

Typography scales

There is no magic number that defines how many styles or sizes you will need — for example, in this article creative director Dan Mall details his experience getting a lot of range from just 7 sizes. That could be a great starting point.

There is no shortage of philosophies on how to determine what these sizes will be, but here are a few common approaches (along with relevant links to learn more about each of them):

8-point grid with 4-point baseline system

Overview: In the 8-point grid system, everything is spaced and sized using numbers that are multiples of 8. Designers will often use an 8-point grid for spacing and sizing with a 4-point baseline grid for typography. The type baselines will sit on on the 4-point grid. In order to achieve this, the focus here is really more on the line-heights than the exact font sizes.

https://www.figma.com/best-practices/typography-systems-in-figma/typography-scales/

(c) ketabton.com: The Digital Library

SPACING/GRID SYSTEMS

(c) ketabton.com: The Digital Library

Intro to The 8-Point Grid System



Elliot Dahl Follow
Dec 14, 2016 · 5 min read

As a designer you've probably heard the term **grid** whether you're designing a website, a magazine, or a mobile app. We have grids for all sorts of content arrangements. We use column grids to align content horizontally. Baseline grids to vertically align bodies of text. Soft grids and hard grids to describe how strictly we adhere to them. I took interest in the 8pt grid system after hearing Bryn Jackson avidly talk about it. I decided to find out what, if any, benefits an 8pt system could give my designs.

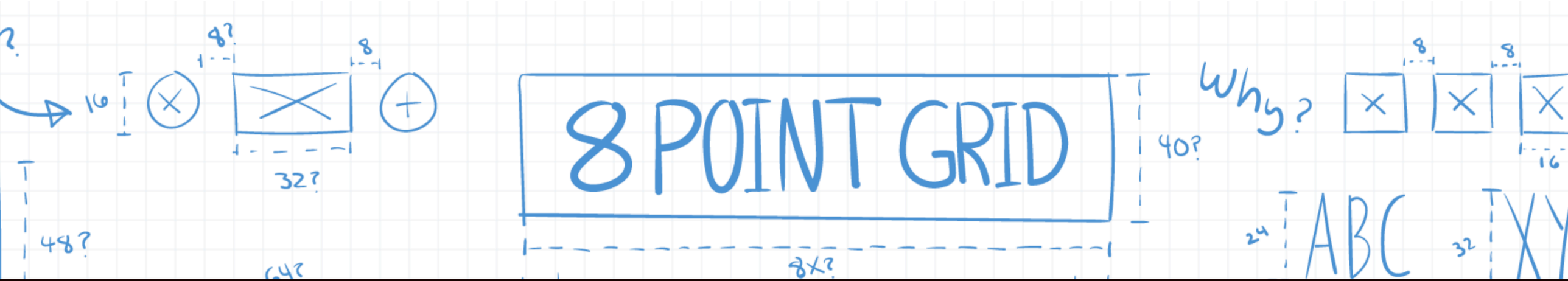

https://medium.com/built-to-adapt/intro-to-the-8-point-grid-system-d2573cde8632

(c) ketabton.com: The Digital Library

USING THE `SIZE` FUNCTION IN COMPONENT FILES

```
.cn-c-card {
  padding: size(2);
}

.cn-c-breadcrumbs {
  display: flex;
  gap: size(4);
}
```

(c) ketabton.com: The Educational Industry

get rid of grid

“Blasphemy, I need structure and order!”

The web is good at these things, just not in the ways that designers have been accustomed to working. We'll take a look at how we got here and how we might change our perspective. Let's think outside of the grid and allow other guidelines to provide a comprehensive layout.

https://gridless.design/

(c) ketabton.com: The Digital Library

USING THE `SIZE` FUNCTION IN COMPONENT FILES

```
.cn-c-grid {
  display: grid;
  gap: size(2);
}

// Side by side Grid
.cn-c-grid--side-by-side {
  grid-template-columns: 1fr 1fr;
}

// 2up grid
.cn-c-grid--2up {
  @media all and (min-width: $cn-bp-md) {
    grid-template-columns: 1fr 1fr;
  }
}

// 3up grid
.cn-c-grid--3up {
  @media all and (min-width: $cn-bp-md) {
    grid-template-columns: 1fr 1fr;
  }

  @media all and (min-width: $cn-bp-lg) {
    grid-template-columns: 1fr 1fr 1fr;
  }
}

// 1-to-3up grid
.cn-c-grid--1-3up {
  @media all and (min-width: $cn-bp-lg) {
    grid-template-columns: 1fr 1fr 1fr;
  }
}
```

(c) ketabton.com: The Digital Library

ATMOS

Press "/" to search...

- Atoms
- Organisms
- Pages
- Snowflakes
- Molecules
  - Category
  - Icons
  - Advertisements
  - Messaging
  - Forms
  - Layout and Containers
    - Band
    - Box Section
    - Layout Grid
      - **Default**
      - Side by side
      - 2up grid
      - 1 to 3up grid
      - 3up grid
      - 4up grid
      - Grid spacing none
      - Grid spacing small
      - Grid spacing large
      - Grid spacing xl



JSX

```
<Grid>
  <GridItem>
    <div className="fpo atm-u-margin-top-none atm-u-margin-bottom-none">
      Grid Item
    </div>
  </GridItem>
  <GridItem>
    <div className="fpo atm-u-margin-top-none atm-u-margin-bottom-none">
      Grid Item
    </div>
  </GridItem>
  <GridItem>
    <div className="fpo atm-u-margin-top-none atm-u-margin-bottom-none">
      Grid Item
    </div>
  </GridItem>
</Grid>
```

(c) ketabton.com: The Digital Library

ATMOS

Press "/" to search...

- Atoms
- Organisms
- Pages
- Snowflakes
- Molecules
  - Category
  - Icons
  - Advertisements
  - Messaging
  - Forms
  - Layout and Containers
    - Band
    - Box Section
    - Layout Grid
      - Default
      - **Side by side**
      - 2up grid
      - 1 to 3up grid
      - 3up grid
      - 4up grid
      - Grid spacing none
      - Grid spacing small
      - Grid spacing large
      - Grid spacing xl



JSX

```
<Grid variant="side-by-side">
  <GridItem>
    <div className="fpo atm-u-margin-top-none atm-u-margin-bottom-none">
      Grid Item
    </div>
  </GridItem>
  <GridItem>
    <div className="fpo atm-u-margin-top-none atm-u-margin-bottom-none">
      Grid Item
    </div>
  </GridItem>
  <GridItem>
    <div className="fpo atm-u-margin-top-none atm-u-margin-bottom-none">
      Grid Item
    </div>
  </GridItem>
  <GridItem>
```

(c) ketabton.com: The Digital Library

ATMOS

Press "/" to search...

- Atoms
- Organisms
- Pages
- Snowflakes
- Molecules
  - Category
  - Icons
  - Advertisements
  - Messaging
  - Forms
  - Layout and Containers
    - Band
    - Box Section
    - Layout Grid
      - Default
      - Side by side
      - 2up grid
      - 1 to 3up grid
      - **3up grid**
      - 4up grid
      - Grid spacing none
      - Grid spacing small
      - Grid spacing large
      - Grid spacing xl
      - Grid row spacing none
      - Grid row spacing small

Box Section



JSX

```
<Grid variant="3up">
  <GridItem>
    <div className="fpo atm-u-margin-top-none atm-u-margin-bottom-none">
      Grid Item
    </div>
  </GridItem>
  <GridItem>
    <div className="fpo atm-u-margin-top-none atm-u-margin-bottom-none">
      Grid Item
    </div>
  </GridItem>
  <GridItem>
    <div className="fpo atm-u-margin-top-none atm-u-margin-bottom-none">
      Grid Item
    </div>
  </GridItem>
  <GridItem>
    <div className="fpo atm-u-margin-top-none atm-u-margin-bottom-none">
      Grid Item
    </div>
  </GridItem>
```

(c) ketabton.com: The Digital Library

ATMOS

Press "/" to search...

- Atoms
- Organisms
- Pages
- Snowflakes
- Molecules
  - Category
  - Icons
  - Advertisements
  - Messaging
  - Forms
  - Layout and Containers
    - Band
    - Box Section
    - Layout Grid
      - Default
      - Side by side
      - 2up grid
      - 1 to 3up grid
      - 3up grid
      - **4up grid**
      - Grid spacing none
      - Grid spacing small
      - Grid spacing large
      - Grid spacing xl
      - Grid row spacing none
      - Grid row spacing small
      - Grid row spacing large
      - Grid row spacing xl
      - Grid column spacing none



JSX

```
<Grid variant="4up">
  <GridItem>
    <div className="fpo atm-u-margin-top-none atm-u-margin-bottom-none">
      Grid Item
    </div>
  </GridItem>
  <GridItem>
    <div className="fpo atm-u-margin-top-none atm-u-margin-bottom-none">
      Grid Item
    </div>
  </GridItem>
  <GridItem>
    <div className="fpo atm-u-margin-top-none atm-u-margin-bottom-none">
      Grid Item
    </div>
  </GridItem>
  <GridItem>
    <div className="fpo atm-u-margin-top-none atm-u-margin-bottom-none">
      Grid Item
    </div>
  </GridItem>
  <GridItem>
    <div className="fpo atm-u-margin-top-none atm-u-margin-bottom-none">
      Grid Item
```

(c) ketabton.com: The Digital Library



VIDEO

Supernova

An astronomical event that occurs during the last stages of a massive star's life.

Galaxies | Milky Way | Speed of Light

View



VIDEO

Supernova

An astronomical event that occurs during the last stages of a massive star's life.

Galaxies | Milky Way | Speed of Light

View

32



16

VIDEO

8

Supernova

16

An astronomical event that occurs during the last stages of a massive star's life.

16

16 8 Galaxies 8 Milky Way 8

8

Speed of Light 8

16

16

32 View

32

32

https://medium.com/eightshapes-llc/space-in-design-systems-188bcbae0d62

(c) ketabton.com: The Digital Library

NAMING COMPONENTS

(c) ketabton.com: The Digital Library



WARNING: NAMING THINGS IS REALLY FREAKING HARD.

https://www.flickr.com/photos/131260238@N08/

(c) ketabton.com: The Digital Library

Course blocks

Course blocks are small blocks of information about specific courses that appear on All Courses and My Courses index pages. The information displayed in a course block and its visual structure varies slightly, depending on where it appears.

Course block on Courses page

On the Courses page the blocks display key information about the course, such as description, duration, hours per week required, and availability of certificates.

Example



INNOVATION: THE KEY TO BUSINESS SUCCESS

UNIVERSITY OF LEEDS

If you are interested in commercial innovation, how innovations emerge and, how ideas become reality this course is for you.

15 Sep 3 weeks 4 hours pw More

(c) ketabton.com: The Digital Library

List Group

Dapibus ac facilisis in

Morbi leo risus

Porta ac consectetur ac

Vestibulum at eros

(c) ketabton.com: The Digital Library

Feature Block

Maecenas vel nisi quam

Maecenas diam mi, pellentesque quis tempor eget, interdum fringilla nulla. Morbi ac augue est. Etiam quis dolor sagittis felis consectetur mollis vitae quis erat. Vestibulum sit amet odio vel eros hendrerit lobortis et eget augue.

Link to services

(c) ketabton.com: The Digital Library

Grid System
Typography
Form Elements
Navigation
Tables
Lists
Slats
Stats/Data
Feedback
Dialogs
Freddicons
Helper Classes

Dialogs

We use modals and dialogs for a variety of different purposes throughout the app including forms and verification prompts.

Example

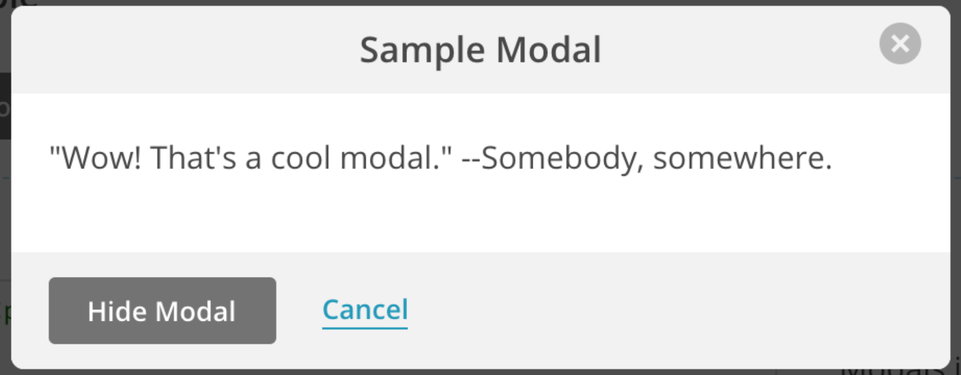


```
<p
jit/form/Button" type="button" data-dojo-prop
s="onClick:function(){exampleModal.show();}">
Show Modal </button>
</p>
<div data-dojo-type="dijit/Dialog" data-dojo-i
d="exampleModal" title="Sample Modal">
  <div class="dijitDialogPaneContentArea">
    <p>"Wow! That's a cool modal." --Somebody,
somewhere.
    </p>
    <div class="dijitDialogPaneActionBar">
      <button class="button p0" data-dojo-typ
e="dijit/form/Button" type="button" data-dojo-
```

Modals in the app are defined using Dijit's Dialog plugin. The `modal_id` is used to bind the button `onclick` events to show/hide the modal.

(c) ketabton.com: The Digital Library

Grid System
Typography
Form Elements
Navigation
Tables
Lists
Slats
Stats/Data
Feedback
Dialogs
Freddicons
Helper Classes

Dialogs

We use modals and dialogs for a variety of different purposes throughout the app including forms and verification prompts.

Example




```
<p
jit/form/Button" type="button" data-dojo-prop
s="onClick:function(){exampleModal.show();}">
Show Modal </button>
</p>
<div data-dojo-type="dijit/Dialog" data-dojo-i
d="exampleModal" title="Sample Modal">
  <div class="dijitDialogPaneContentArea">
    <p>"Wow! That's a cool modal." --Somebody,
somewhere.
    </p>
    <div class="dijitDialogPaneActionBar">
      <button class="button p0" data-dojo-typ
e="dijit/form/Button" type="button" data-dojo-
```

Modals in the app are defined using Dijit's Dialog plugin. The `modal_id` is used to bind the button `onclick` events to show/hide the modal.

(c) ketabton.com: The Digital Library

WHERE TO PUT COMPONENTS

(c) ketabton.com: The Digital Library

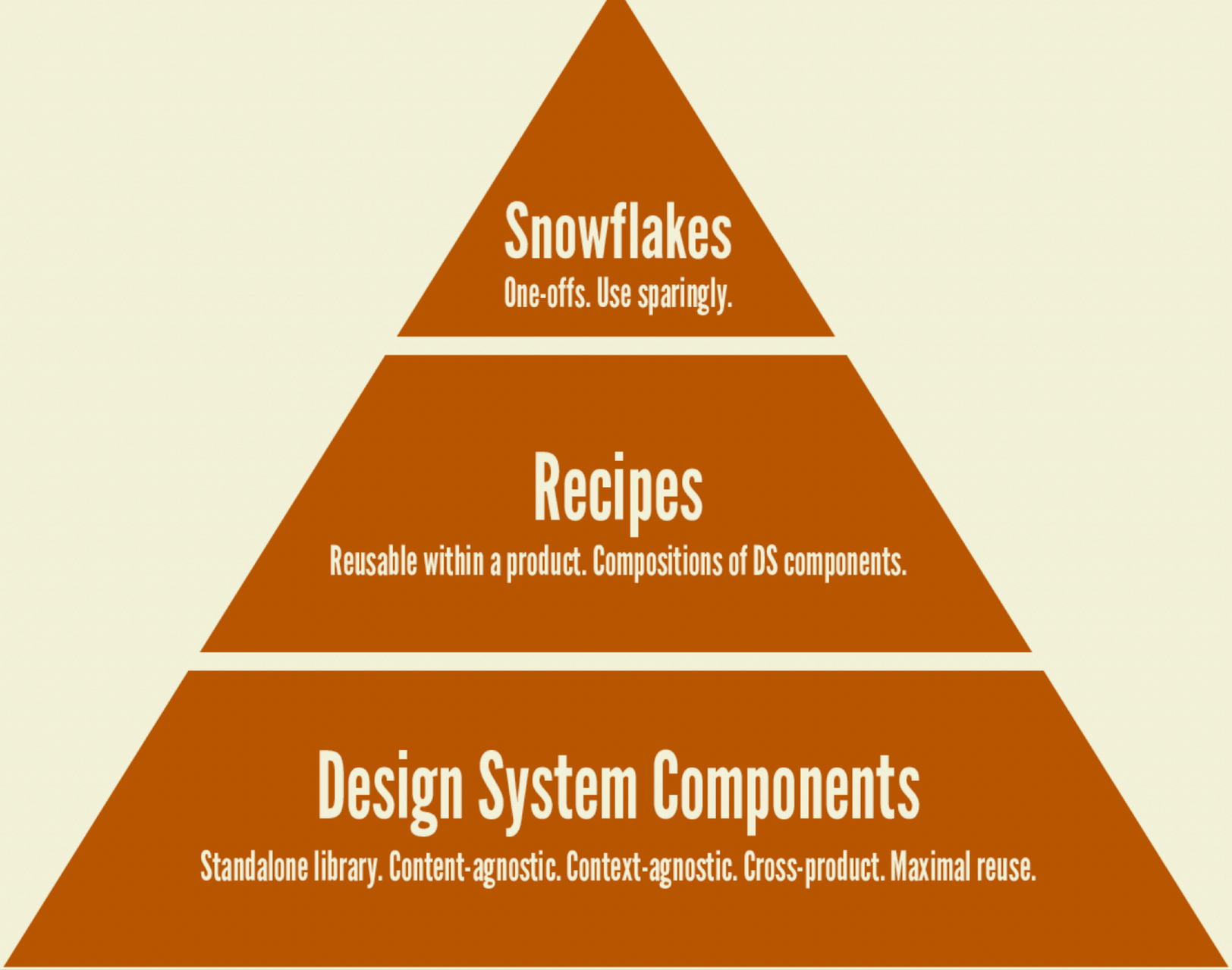

https://bradfrost.com/blog/post/design-system-components-recipes-and-snowflakes/

(c) ketabton.com: The Digital Library

Card design system component



(c) ketabton.com: The Digital Library

Promo Card recipe



Using future flight credits

Have unused tickets? Learn how to find your confirmation code and use them.

Learn more

(c) ketabton.com: The Digital Library

Seat snowflake component

Pittsburgh, PA, US (PIT) to Chicago, IL, US (ORD)

UA 3420 | Embraer 170

This seat map is for viewing only. You'll select your seat at a later time.

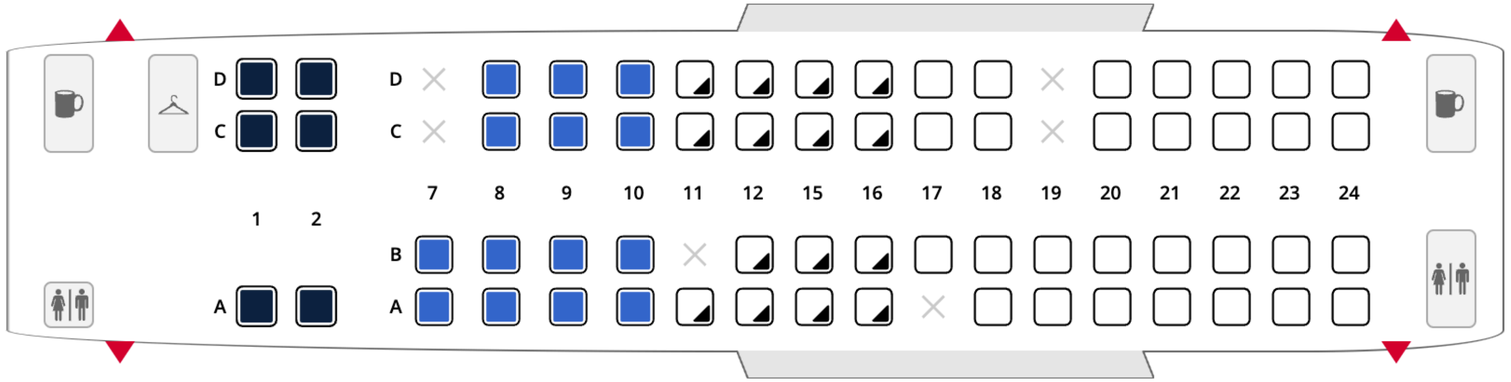

United First® | Economy Plus® | Preferred seat | United Economy® | Unavailable seat

Lavatory | Galley | Closet

Site Feedback

(c) ketabton.com: The Digital Library

DECLARATIVE VS COMPOSABLE?

(c) ketabton.com: The Digital Library



(c) ketabton.com: The Digital Library

HERO COMPONENT

```
<Hero
  imgSrc="https://placeholder.com/1200x650"
  imgAlt="Hero Alt Txt"
  title="Hero Title"
  description="This is the hero description"
/>
```

(c) ketabton.com: The Digital Library



(c) ketabton.com: The Digital Library

ADD CALL TO ACTION TO HERO COMPONENT

```
<Hero
  imgSrc="https://placeholder.com/1200x650"
  imgAlt="Hero Alt Txt"
  title="Hero Title"
  description="This is the hero description"
  cta="Call to action"
/>
```

(c) ketabton.com: The Digital Library

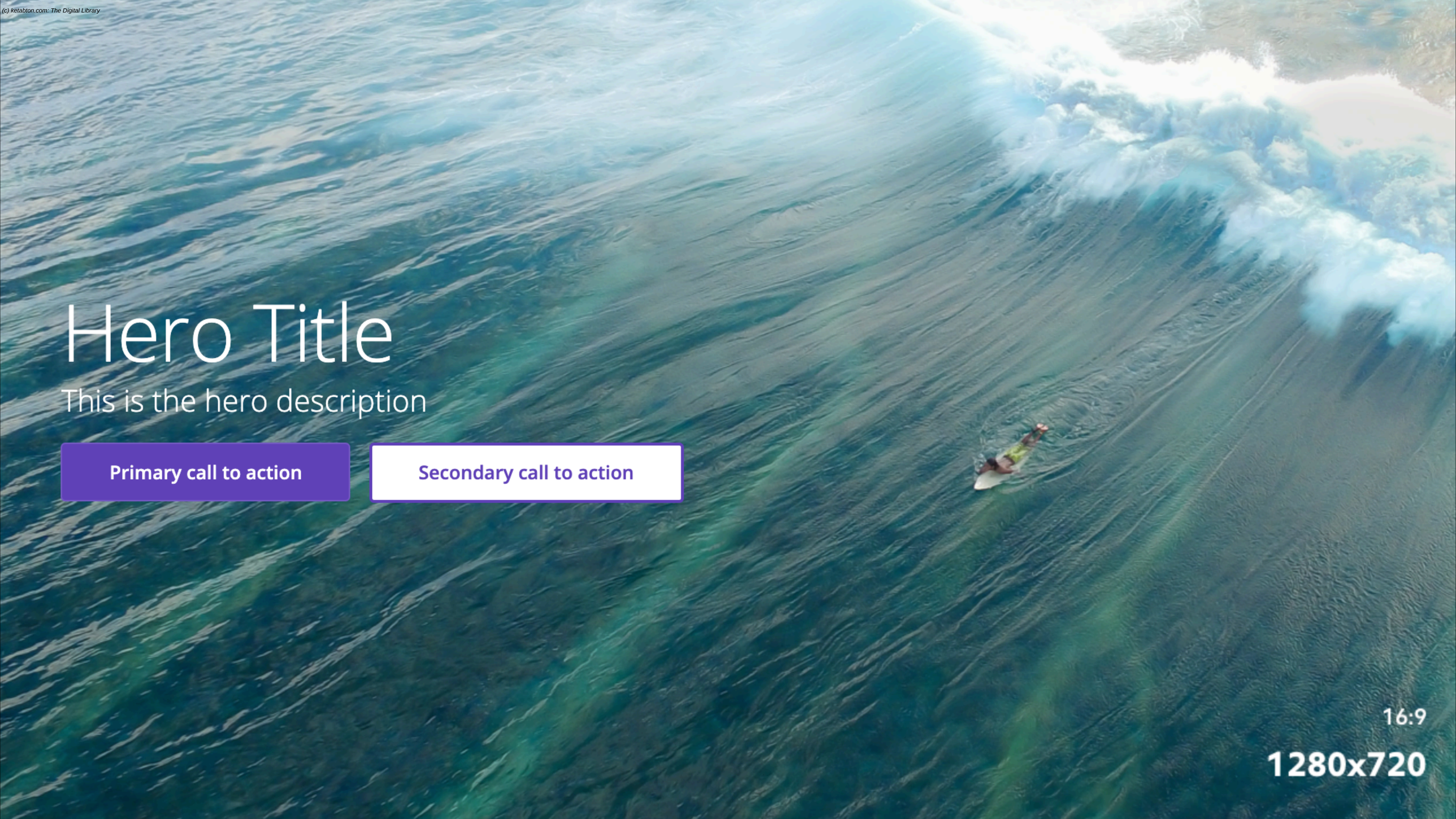

(c) ketabton.com: The Digital Library

ADD ANOTHER CALL TO ACTION TO HERO COMPONENT

```
<Hero
  imgSrc="https://placeholder.com/1200x650"
  imgAlt="Hero Alt Txt"
  title="Hero Title"
  description="This is the hero description"
  cta="Primary call to action"
  secondaryCta="Secondary call to action"
/>
```

(c) ketabton.com: The Digital Library

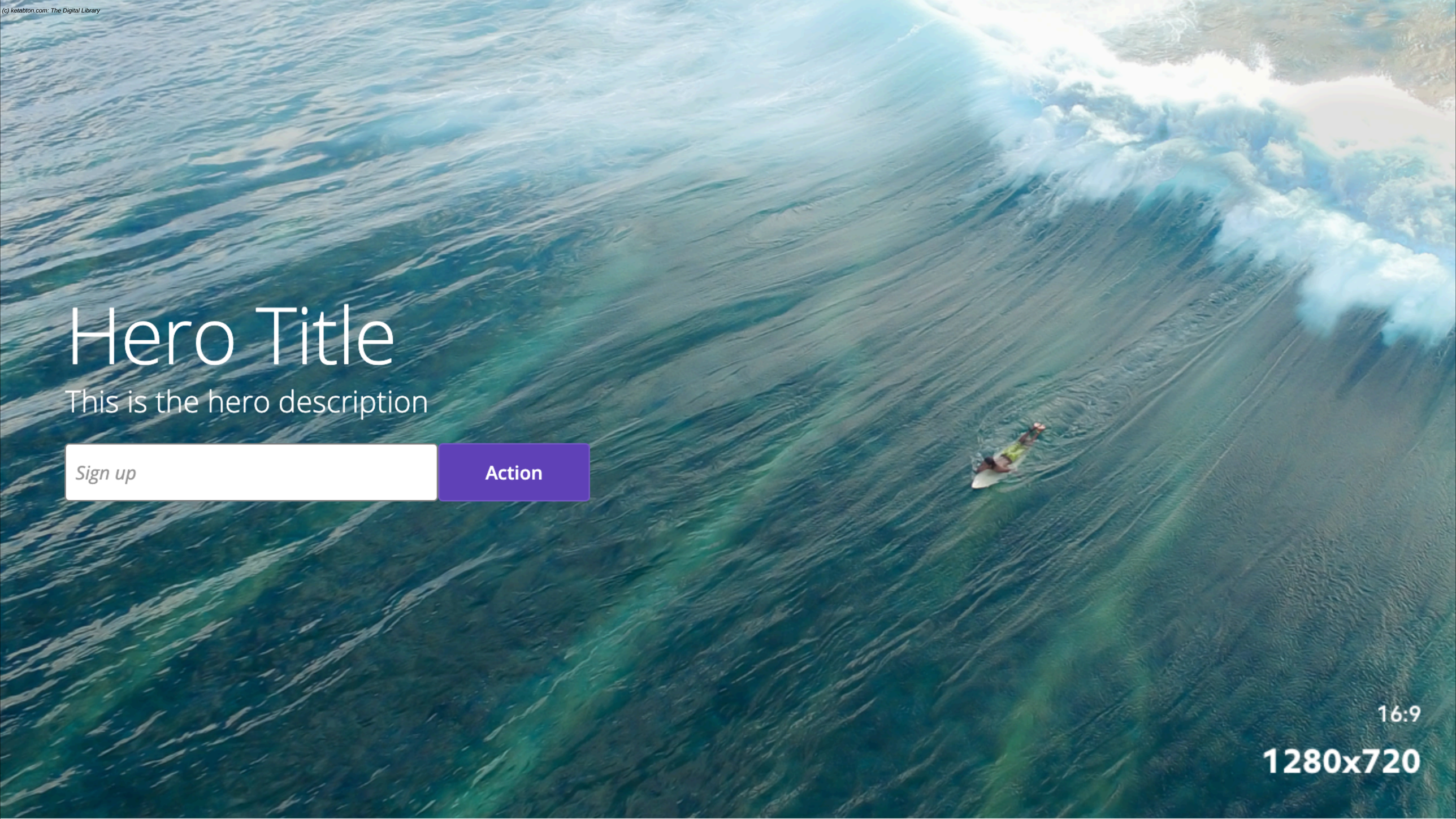

(c) ketabton.com: The Digital Library

MAKING THE HERO MORE COMPOSABLE

```
return (
  <div className="c-hero">
    <img className="c-hero__img" src={imgSrc} alt={imgAlt} />
    <div className="c-hero__body">
      <h2 className="c-hero__title">{title}</h2>
      <p className="c-hero__description">{description}</p>
      <div className="c-hero__children">
        {children}
      </div>
    </div>
  </div>
);
```

(c) ketabton.com: The Digital Library

MAKE THE HERO MORE COMPOSABLE

```
return (
  <div className="c-hero">
    <img className="c-hero__img" src={imgSrc} alt={imgAlt} />
    <div className="c-hero__body">
      <h2 className="c-hero__title">{title}</h2>
      <p className="c-hero__description">{description}</p>
      <div className="c-hero__children">
        {children}
      </div>
    </div>
  </div>
);
```



put stuff here

(c) ketabton.com: The Digital Library



(c) ketabton.com: The Digital Library

HERO COMPONENT WITH CHILDREN

```
<Hero>
    <InlineForm />
</Hero>
```

(c) ketabton.com: The Digital Library

HERO COMPONENT WITH CHILDREN

```
<Hero>
    <Button />
</Hero>
```

(c) ketabton.com: The Digital Library

HERO COMPONENT WITH CHILDREN

```
<Hero>
    <WhateverYouWant />
</Hero>
```

(c) ketabton.com: The Digital Library

ACHIEVING COMPOSABILITY WITH WEB COMPONENT SLOTS

```
<cn-card>
  <img src="product-image.jpg"
       alt="Product Name"
       slot="header"
  />
  <cn-heading>Product Name</cn-heading>
  <cn-text>Very cool description of the product</cn-text>
  <cn-button slot="footer">Add to cart</cn-button>
</cn-card>
```

(c) ketabton.com: The Digital Library

API DESIGN

(c) ketabton.com: The Digital Library

Text Link Button

JSX

```
<Button
  iconName="triangle-right"
  iconPosition="after"
  text="Text Link Button"
  variant="link"
/>
```

(c) ketabton.com: The Digital Library

- Organisms
- Molecules
  - Advertisements
  - Messaging
  - Forms
  - Layout and Containers
  - Category
  - Navigation
  - Buttons
    - Button
      - Default
      - Default w/ screen reader text
      - Primary
      - Primary button (link)
      - Disabled
      - Bare Icon
      - Text Link Button
      - **Text Link w/ Icon**
      - Small
    - Tags
  - Blocks
  - Lists-And-Collections
  - Text
  - Global
  - Interactive
- Pages

Text Link Button

JSX

```
<Button
  iconName="triangle-right"
  iconPosition="after"
  text="Text Link Button"
  variant="link"
/>
```

Copy

(c) ketabton.com: The Digital Library

text*	The visible button text `string`	-	Button
className	CSS class names that can be appended to the component. `string`	-	Adjust string dynamically
disabled	Disables the field and prevents editing the contents `bool`	`false`	True / False
fullWidth	Toggles button that fills the full width of its container `bool`	`false`	True / False
hideText	Visually hide button text (but text is still accessible to assistive technology) `bool`	`false`	True / False
href	Link to URL. If href is present, the button will be rendered as an element. `string`	-	Adjust string dynamically
iconName	Name of SVG icon (i.e. caret-down, minus, warning) `string`	-	Adjust string dynamically
iconPosition	Determines position of icon relative to button text. - **before** places icon before button text - **after** places icon after button text `'before'` `'after'`	-	◯ before ◯ after
loading	Loading state passed down from higher level used to trigger loader and text change `bool`	-	True / False
screenReaderText	Visually hidden additional instruction text to help provide screen reader users additional context. For	-	Adjust string dynamically

(c) ketabton.com: The Digital Library



variant="primary"



variant="secondary"



variant="link"



size="large"



size="small"



fullWidth={true}

(c) ketabton.com: The Digital Library

button

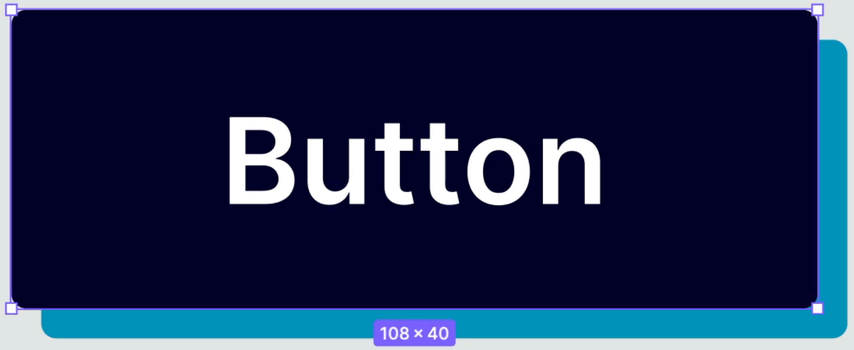

Design Prototype Inspect

Frame

X -46 Y -201

W 108 H 40

0° 0

Clip content

button

Button

A button lets users take actions or make choices with a click or tap.

inverted:

size: md

type: primary

icon: n/a

state: default

Auto layout

0 0

Resizing

Hug contents

Hug contents

Layer

Pass through 100%

Fill

Stroke

(c) ketabton.com: The Digital Library

API DESIGN

- **More efficient development & design** - user developers and designers can spend more time coding rather than reading API documentation. Library contributors don't have to think as much about component API naming.
- **Shared vocabulary** - designers and developers can spend more time collaborating rather than futzing over what things are named. Bonus: brings design tools and code in closer sync to anticipate future tooling synchronization
- **Future changes** - future API changes and improvements are as easy as find-and-replace.

(c) ketabton.com: The Digital Library



(c) ketabton.com: The Digital Library

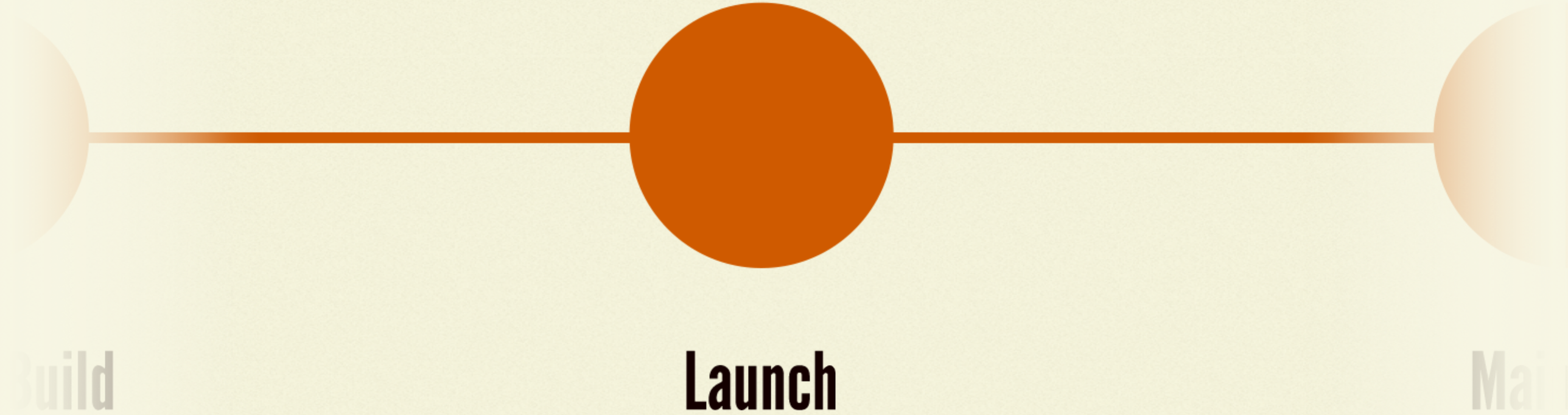

(c) ketabton.com: The Digital Library

DEPLOYING DESIGN SYSTEMS

(c) ketabton.com: The Digital Library

WHAT DOES IT MEAN TO LAUNCH A DESIGN SYSTEM?

(c) ketabton.com: The Digital Library

A design system isn’t a project with an end, it’s the origin story of a living and evolving product that’ll serve other products.

–Nathan Curtis

https://medium.com/eightshapes-llc/a-design-system-isn-t-a-project-it-s-a-product-serving-products-74dcfffef935#.4umtnfxsx

(c) ketabton.com: The Digital Library

SPECTRUM OF INTEGRATION

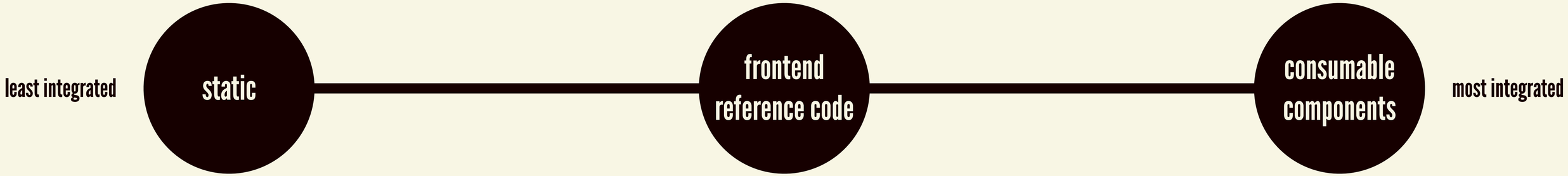

(c) ketabton.com: The Digital Library

SPECTRUM OF INTEGRATION

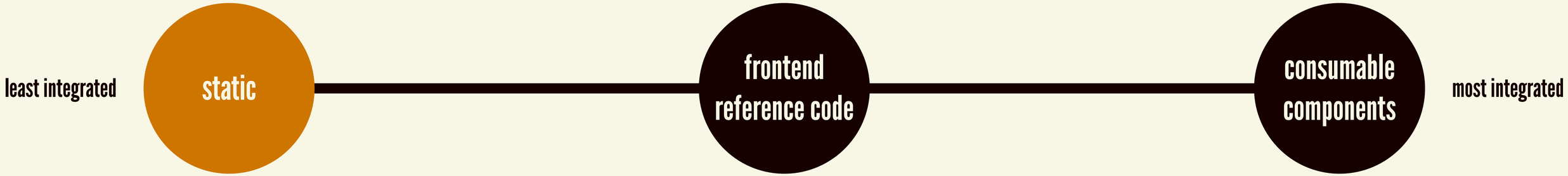

(c) ketabton.com: The Digital Library



(c) ketabton.com: The Digital Library

SPECTRUM OF INTEGRATION

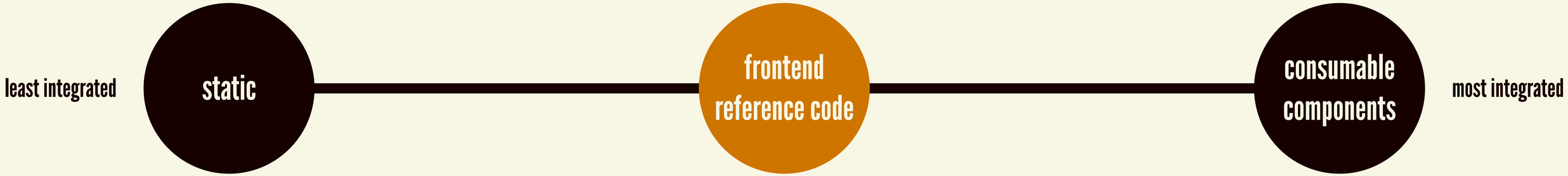

An official website of the United States government Here's how you know

United States Web Design System

Download v2.0.1 View on GitHub

Documentation Components Design tokens Utilities Page templates About

A design system for the federal government.

We make it easier to build accessible, mobile-friendly government websites for the American public.

Learn about USWDS 2 Migrate to v2.0.1



https://v2.designsystem.digital.gov/

(c) ketabton.com: The Digital Library

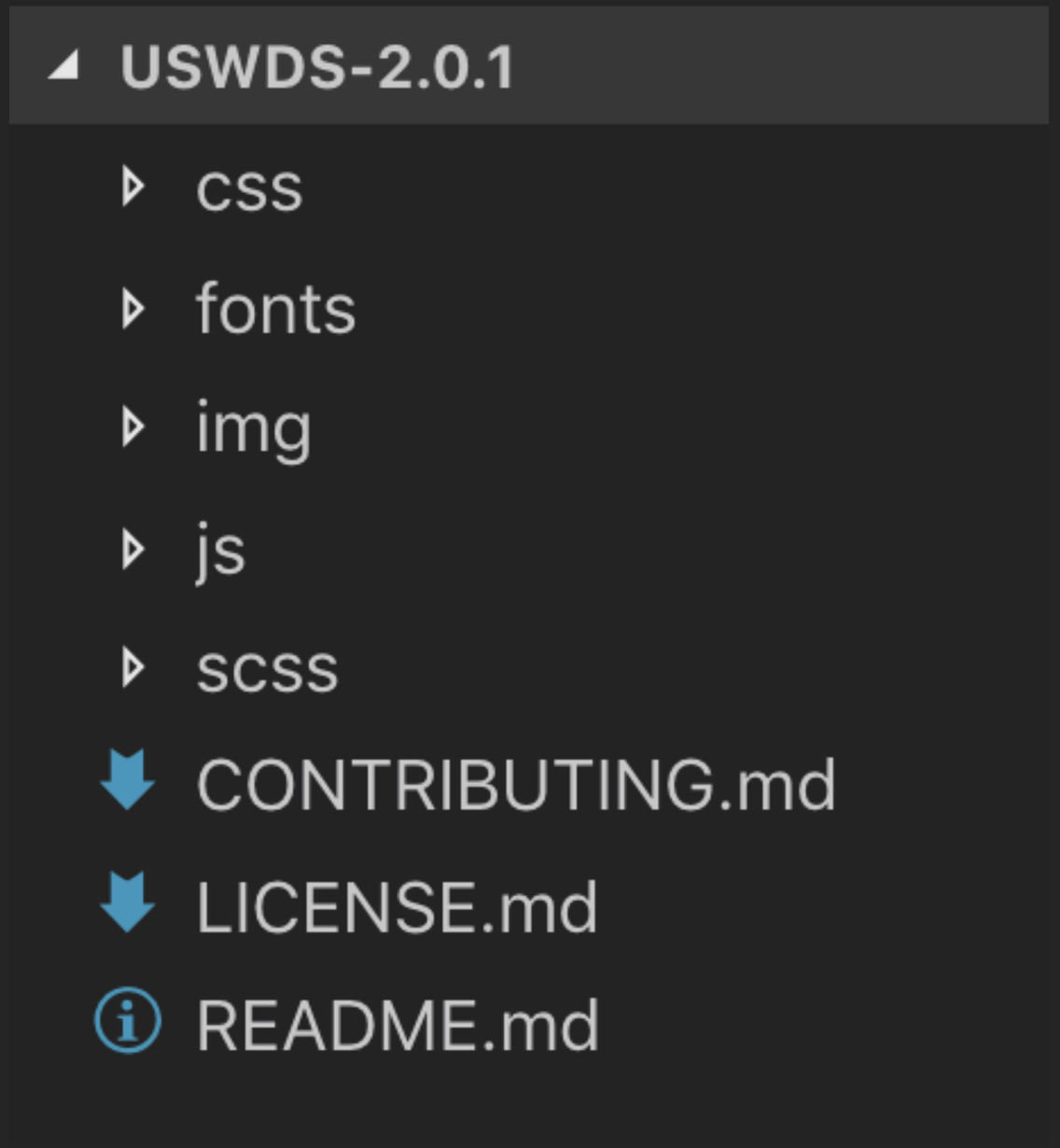

(c) ketabton.com: The Digital Library

SPECTRUM OF INTEGRATION

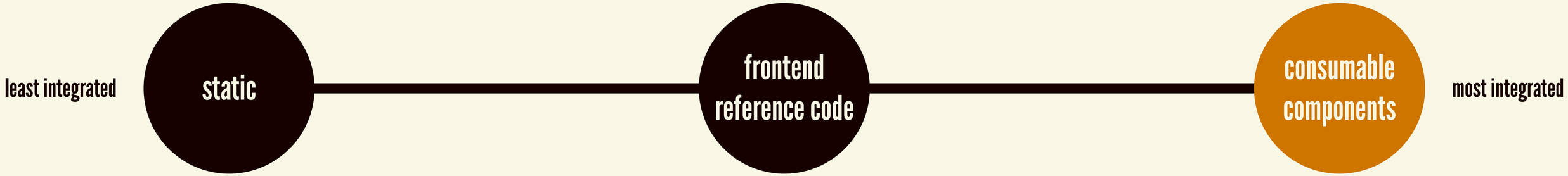

(c) Kesdron.com: The Digital Library



The Great Divide

Two front-end developers are sitting at a bar. They have nothing to talk about.

JANUARY 2019 — CHRIS COYIER

https://css-tricks.com/the-great-divide/

(c) ketabton.com: The Digital Library

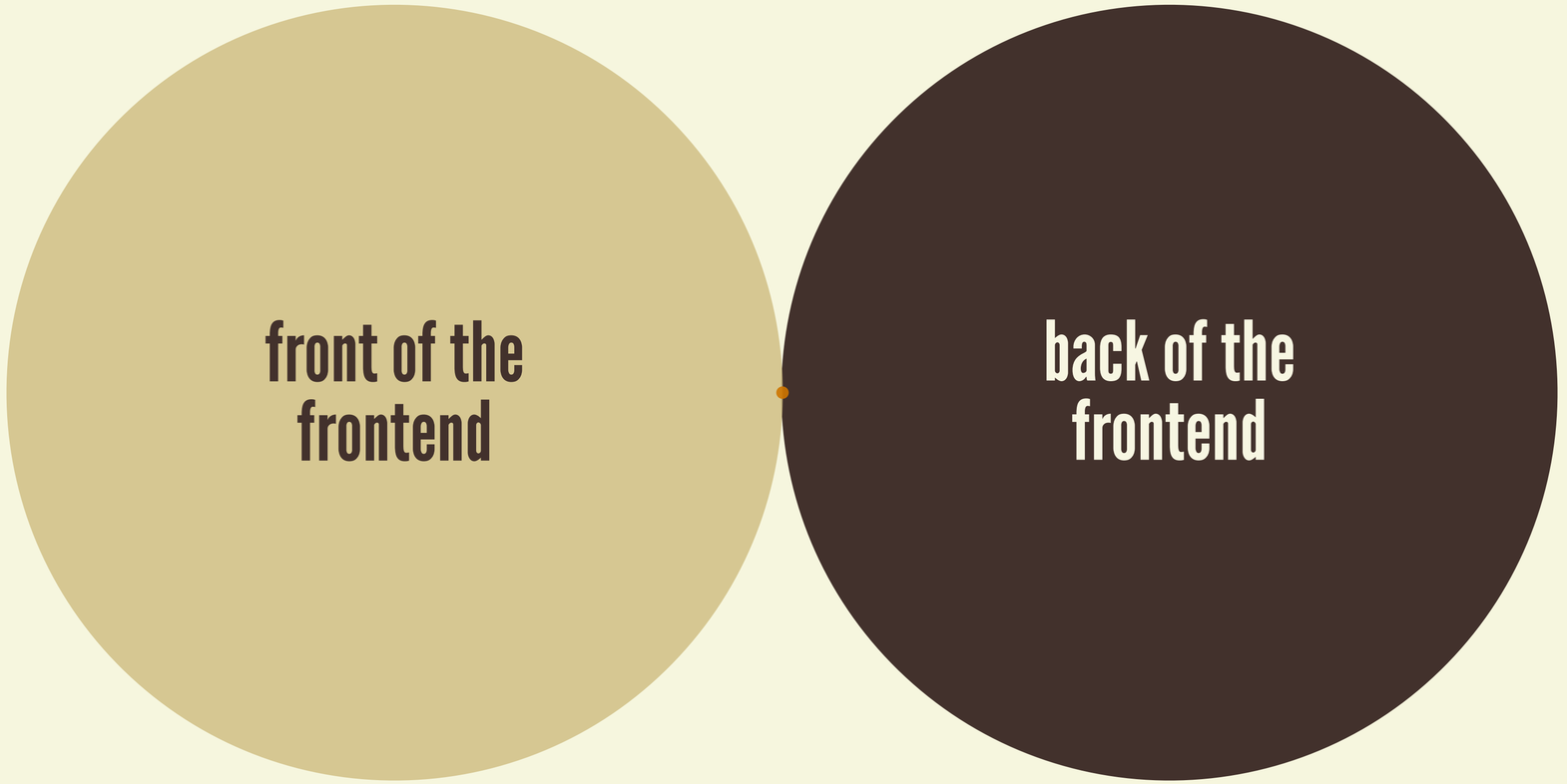

(c) ketabton.com: The Digital Library

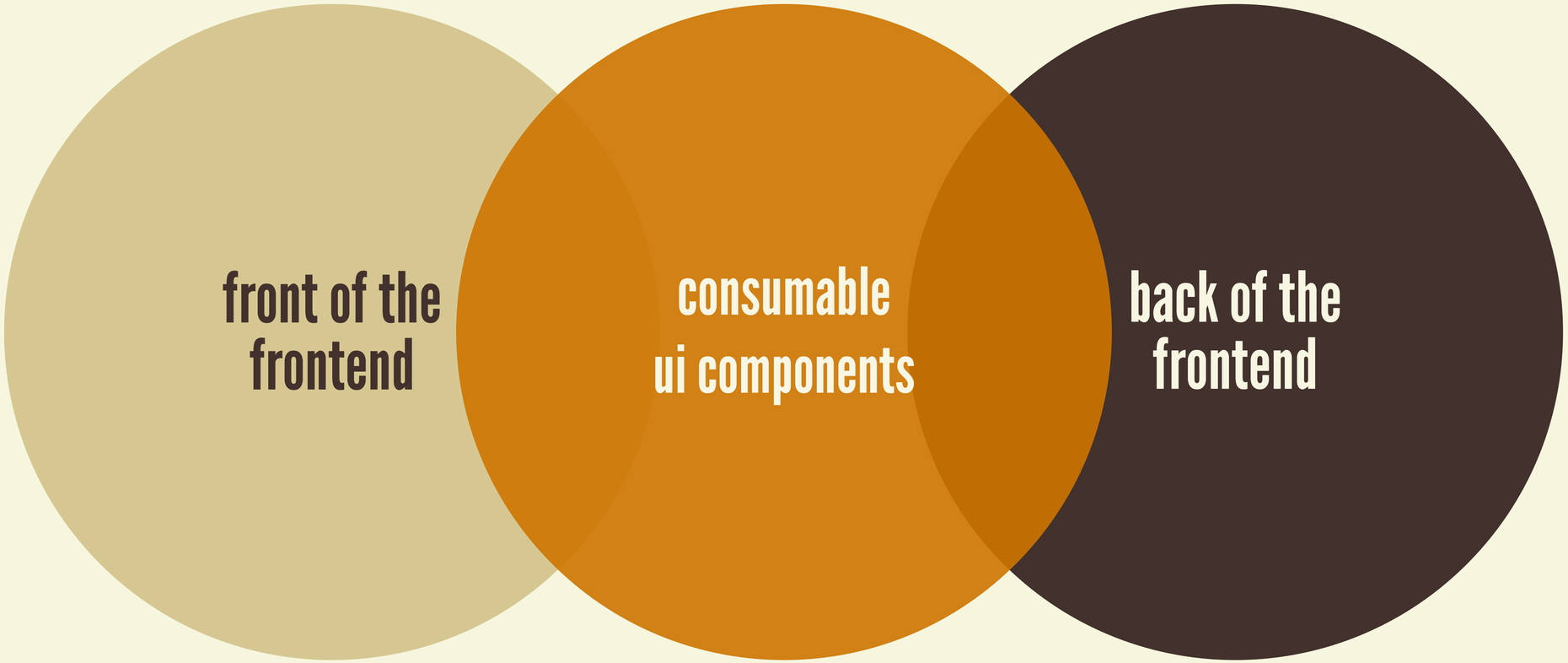

(c) ketabton.com: The Digital Library

PUBLISHING A NEW VERSION OF A DESIGN SYSTEM

```
npm publish
```

(c) ketabton.com: The Digital Library

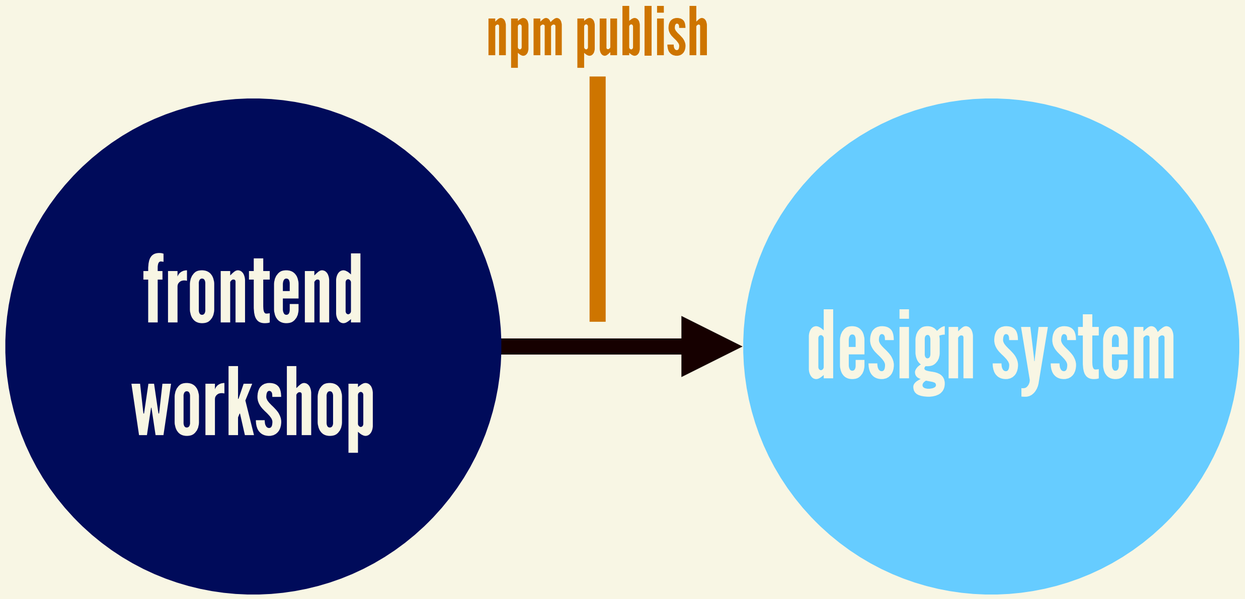

pilot project & component dev

design system

video editor
store lookup
inventory manager
look book
point of sale
company blog
partnership microsite
vendor info
fashion design
fashion merchandising
homepage
e-commerce
careers
chat

products

(c) ketabton.com: The Digital Library

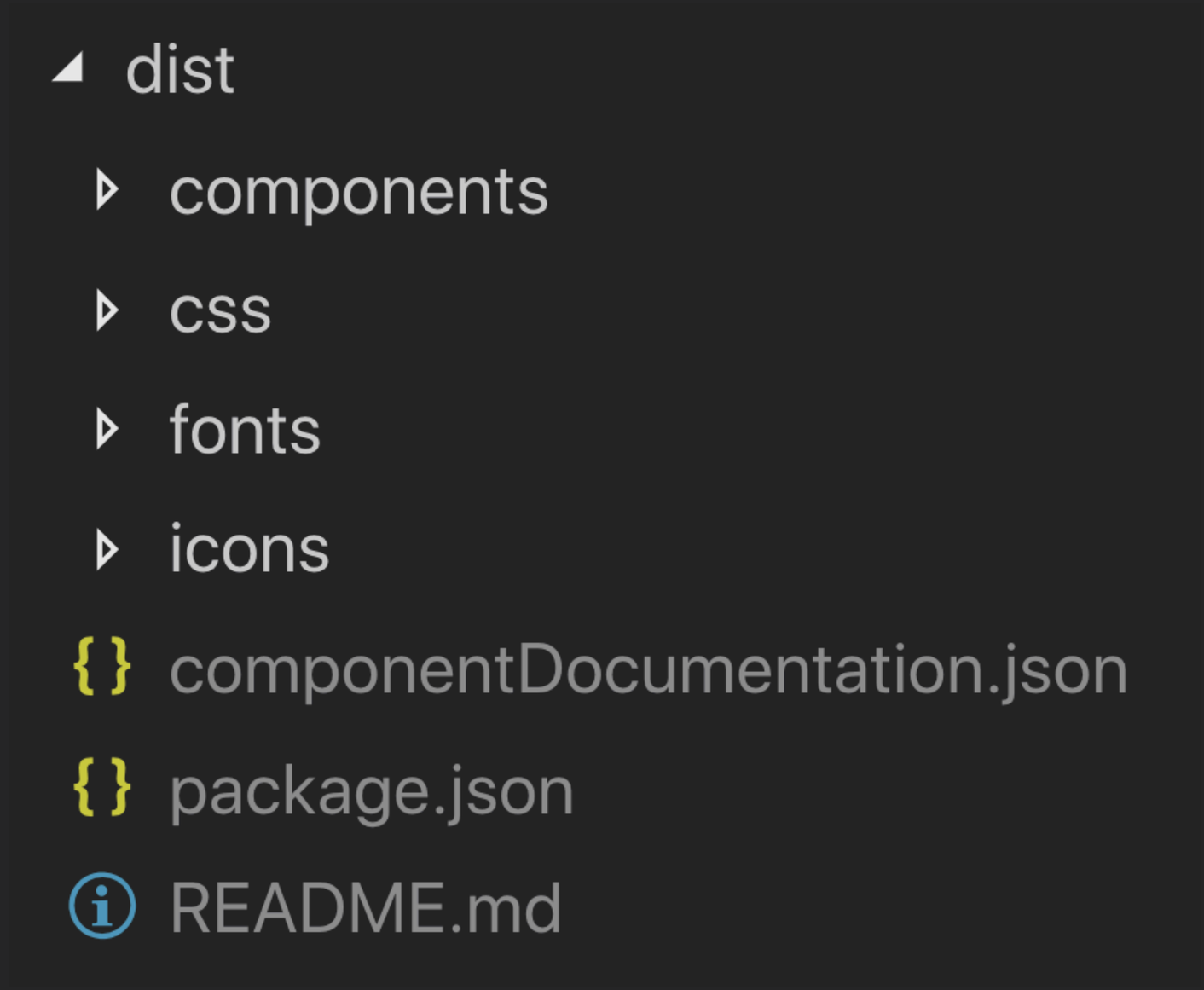

(c) ketabton.com: The Digital Library

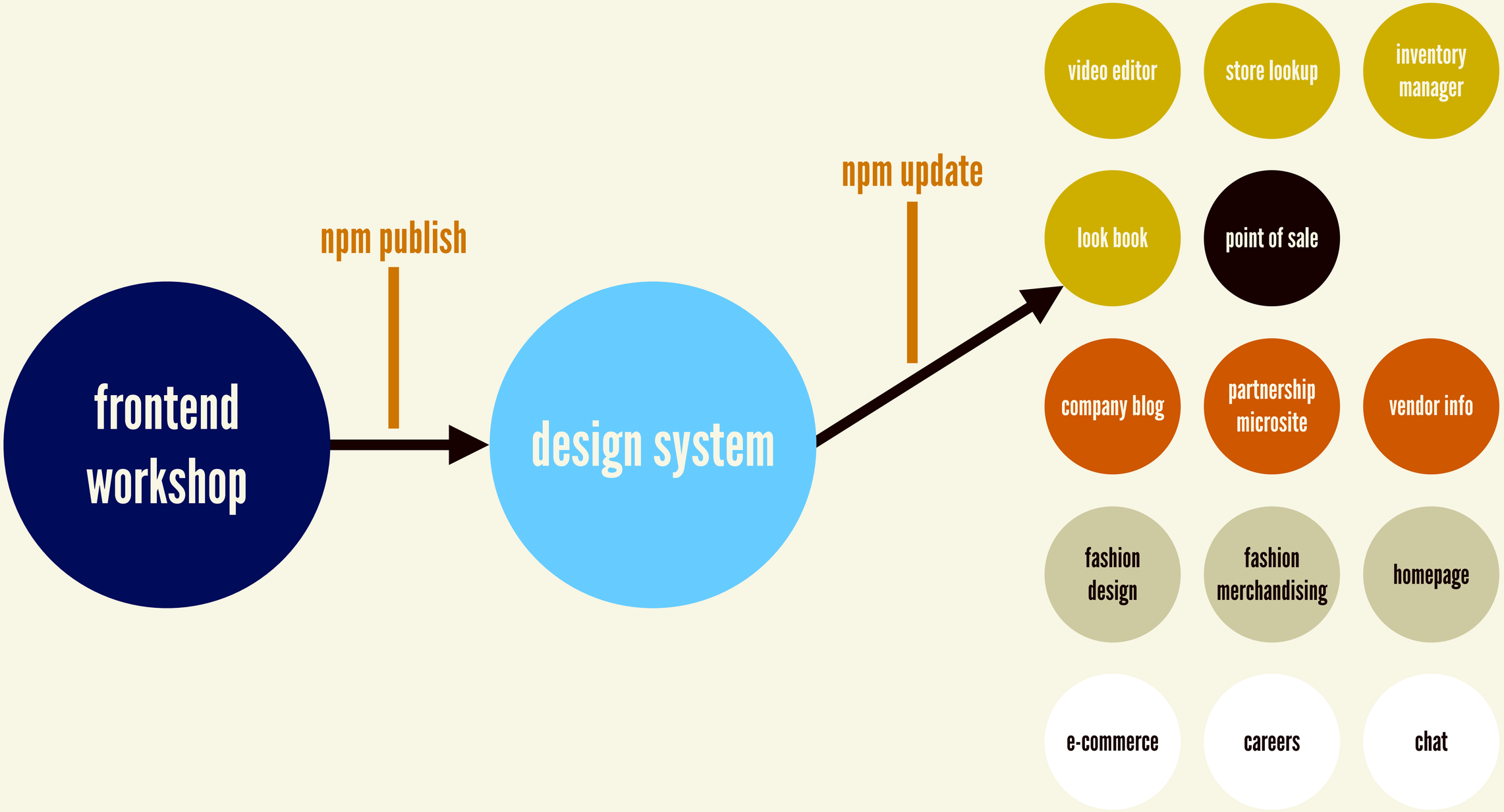

(c) ketabton.com: The Digital Library



Nathan Curtis Follow
Founder of UX firm @eightshapes. Speaker. Writer. Fan of Arsenal, Hokies. Cyclist & runner. Father & husband. VT & @uchicago grad.
Aug 28 · 5 min read

Releasing Design Systems

Delivering Interconnected Outputs to Adopters Over Time

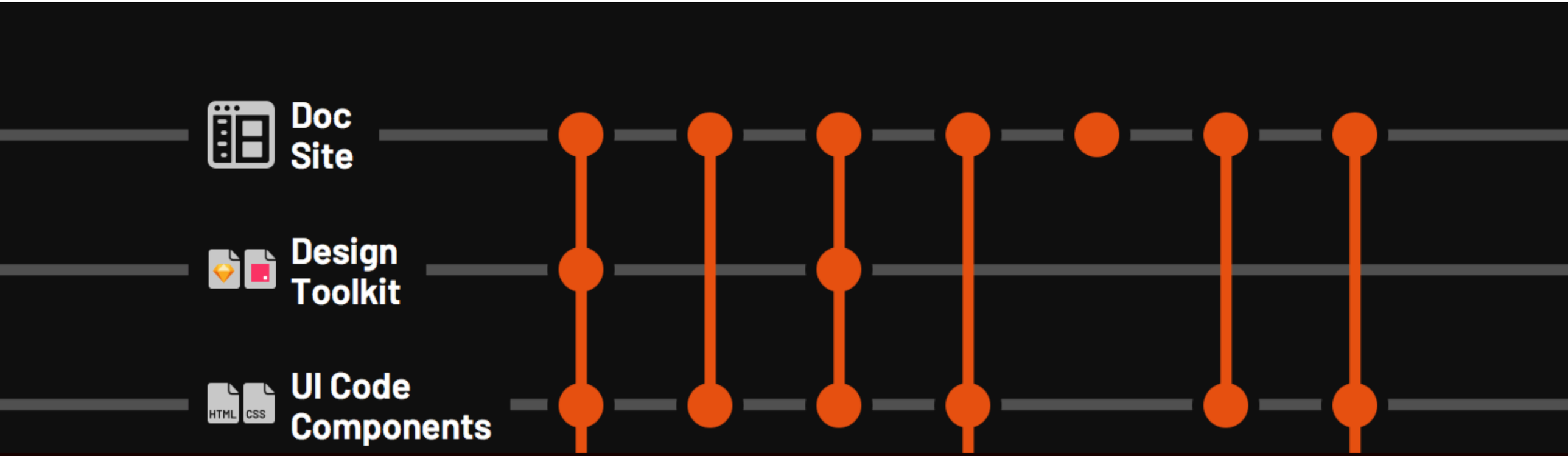

https://medium.com/eightshapes-llc/releasing-design-systems-57fca91a23f6

(c) ketabton.com: The Digital Library

DOCUMENTING DESIGN SYSTEMS

(c) Presentation.com: The Digital Library

REFERENCE WEBSITE

(c) ketabton.com: The Digital Library

A REFERENCE WEBSITE IS THE STOREFRONT FOR ALL YOUR DESIGN SYSTEM'S INGREDIENTS

Amazon.com: The Digital Library



(c) ketabton.com: The Digital Library

LATEST AND GREATEST

"Live in the sunshine, swim the sea, drink the wild air" - Ralph Waldo Emerson
A little extra shine and glow for your everyday adventure.



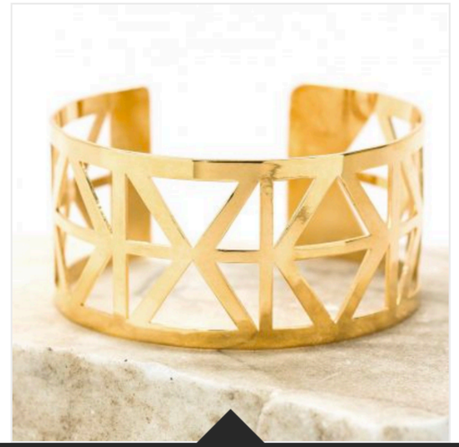







GEOMETRIC POWER CUFF

Channel your inner wonder woman with this geometric arm charmer. Finely cut from 16 gauge metal, pinch or expand the sides for the perfect fit.

- *Material: Gold-Plated*
- *Price: $212*

BUY ON ETSY

(c) ketabton.com: The Digital Library

FROST FINERY

FrostFinery

Favourite shop







38 items









zoom

FROST FINERY

Request a custom order and have something made just for you.

Geometric Power Cuff Bracelet by Frost Finery

USD 168.00

Ask a question

Local taxes included (where applicable).

Only 1 available

Primary colour

Select a colour

Add to cart

Overview

- Handmade item
- Size: medium
- Made to order
- Ships worldwide from United States
- Feedback: 40 reviews
- Favourited by: 6 people

Favourite Add to

(c) ketabton.com: The Digital Library

microfiber cloth.

For silver jewelry, rinse with warm soapy water or baking soda and thoroughly dry jewelry with a clean microfiber cloth.

Need to clean jewelry while traveling? Use a sunshine polishing cloth to easily wipe away tarnished items: http://amzn.to/2aYbhAn

§ PACKAGING:
Packaging includes hot foil stamp Frost Finery jewelry box with an organza travel bag, anti-tarnish tab and polishing cloth.

§ RETURNS:
One year warranty.

Please don't hesitate to reach out with any questions. Thanks again for looking and check out my store for other jewelry:
www.etsy.com/shop/frostfinery

Meet the owner of FrostFinery

Learn more about the shop and process



Melissa Frost

(c) ketabton.com: The Digital Library



(c) Presentation.com: The Digital Library

REFERENCE WEBSITE TOOLS

(c) tabton.com: The Digital Library

roll-your-own vs third-party design system reference website

A design system's reference website (such as lightningdesignsystem.com, polaris.shopify.com, and a slew of others) serves as the center of gravity for the design system. It rounds up all the design system's ingredients and serves a watering hole for different disciplines, teams, and stakeholders to come to learn about how to think about and use the design system.



https://bradfrost.com/blog/post/self-hosted-vs-third-party-design-system-reference-website/

(c) ketabton.com: The Digital Library

Style Guide Guide

A boilerplate for creating superb style guides

The homepage of a style guide should provide high-level information around what the design system is, what benefits it provides, who it's for, and how to get started with it. Like any good index page, it should provide clear navigation to key parts of the website.

Get Started

Design System Benefits

Explain how the design system benefits users and the business. For inspiration, check out over 180 examples of design systems at Styleguides.io.

App Gallery

It can be a good idea to include a list of applications that use the design system. This helps provide credibility to the system, incentivizes teams to use the system, and shows components in the wild.

Contributing info

If it's desirable to have people from across the organization contribute to the

http://bradfrost.github.io/style-guide-guide/
http://bradfrost.github.io/gatsby-style-guide-guide/

(c) ketabton.com: The Digital Library

Document your design system, together.

Create beautiful living styleguides and document all your design system resources in one place

View examples Try for free



https://zeroheight.com/

(c) ketabton.com: The Digital Library

COMPONENTS

Button

Introduce your component here! What is it? In general, when should it be used?

Edited 4 months ago by Klara

Primary

To display **designs**, use an upload section:

Click to add design components and styles

Secondary

To display **designs**, use an upload section:

Click to add design components and styles

Prototype

Primary

Secondary

Prototype

(c) ketabton.com: The Digital Library





Latest

OVERVIEW

About Primer

Get started

Help and support

STYLE

Colors

Typography

COMPONENTS

Accordion

Blocks

Button

Card

Primer.

About.

Welcome to Primer

Meet PPG's design system, the design and code library for PPG's digital interfaces.

Guide.

Get started

Quick-start instructions for designers, developers... and the rest of us.

Interface.

Components

Browse the components and guidelines for Primer's user-interface elements.

Help.

Get in touch

Contact the team to learn more, get help, or request fixes and features.

https://primer.ppg.com/

(c) ketabton.com: The Digital Library

ANATOMY OF A REFERENCE WEBSITE

(c) ketabton.com: The Digital Library

HOMEPAGE

(c) ketabton.com: The Digital Library

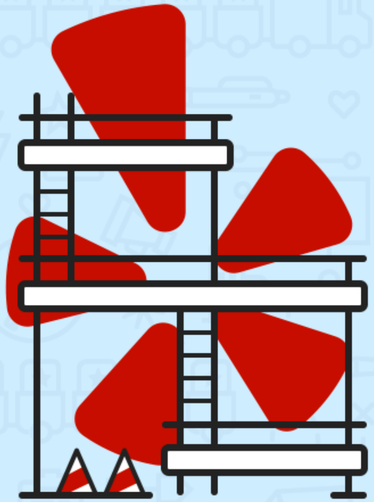

Yelp Styleguide

The styleguide is a resource for designers, product managers, and developers, providing a common language around Yelp's UI patterns. We use it to maintain modular front-end code and visual consistency across the web app. Learn about why and how we made the styleguide over on the Engineering Blog.

Patterns

Typography

Typography

http://www.yelp.com/styleguide

(c) ketabton.com: The Digital Library

PRINCIPLES

(c) ketabton.com: The Digital Library

Material System

Introduction

Material studies

Material Foundation

Foundation overview

Environment

Layout

Navigation

Color

Typography

Sound

Iconography

Goals



Create

Create a visual language that synthesizes the classic principles of good design with the innovation and possibility of technology and science.

Unify

Develop a single underlying system that unifies the user experience across platforms, devices, and input methods.

Customize

Expand Material's visual language and provide a flexible foundation for innovation and brand expression.

https://material.io/design/introduction/#principles

(c) ketabton.com: The Digital Library

Material System

Introduction

Material studies

Material Foundation

Foundation overview

Environment

Layout

Navigation

Color

Typography

Iconography

Shape

Motion

Principles



Material is the metaphor

Material Design is inspired by the physical world and its textures, including how they reflect light and cast shadows. Material surfaces reimagine the mediums of paper and ink.

https://material.io/design/introduction/#principles

(c) ketabton.com: The Digital Library

Material System

Introduction

Material studies

Material Foundation

Foundation overview

Environment

Layout

Navigation

Color

Typography

Iconography

Shape

Motion

shadows. Material surfaces reimagine the mediums of paper and ink.



Bold, graphic, intentional

Material Design is guided by print design methods — typography, grids, space, scale, color, and imagery — to create hierarchy, meaning, and focus that immerse viewers in the experience.



Motion provides meaning

Motion focuses attention and maintains continuity, through subtle feedback and coherent transitions. As elements appear on screen, they transform and reorganize the environment, with interactions generating new transformations.

https://material.io/design/introduction/#principles

(c) ketabton.com: The Digital Library

Material System

Introduction

Material studies

Material Foundation

Foundation overview

Environment

Layout

Navigation

Color

Typography

Iconography

Shape

Motion



Flexible foundation

The Material Design system is designed to enable brand expression. It’s integrated with a custom code base that allows the seamless implementation of components, plug-ins, and design elements.



Cross-platform

Material Design maintains the same UI across platforms, using shared components across Android, iOS, Flutter, and the web.

https://material.io/design/introduction/#principles

(c) freedom.com: The Digital Library

GETTING STARTED

(c) ketabton.com: The Digital Library

How to use USWDS
Website standards
USWDS maturity model
USWDS fundamentals and quickstart guide
For developers
For designers
Accessibility
Settings
Performance guidelines
Code guidelines
Migrating to USWDS 2
Video tutorials
Implementations
Showcase
Sample contract language for 21st Century IDEA

How to use USWDS

USWDS provides principles, guidance, and code to help you design and build accessible, mobile-friendly government websites and digital services.

Get started with USWDS

Developers

Get started with our code base by downloading the code as a zip file, or installing with npm.

Designers

Create wireframes and prototypes in Sketch or Adobe XD.

USWDS project wiki

Find detailed information about our design and development process, and our collected user research.

Adopt USWDS incrementally

USWDS helps the federal government design and build better digital experiences. As a toolkit to design and build government websites, the design system provides:

1. **Principles:** USWDS design principles support and reflect the important guidance codified in 21st Century IDEA.
2. **Guidance:** USWDS user experience guidance provides best-practice advice for assuring components do what users expect them to do.
3. **Code:** USWDS code provides an accessible, mobile-friendly experience across government sites. Teams can contribute new components back to USWDS.



Together, these form a design system maturity model. Adopt the design system incrementally by starting to implement our design principles in your project. Even before adding any USWDS code, you

(c) kerabron.com: The Digital Library

Welcome to Carbon! If you're just starting out designing with Carbon, you're in the right place. Here's a checklist of everything you need to get up and running.

↳ Install design kits
↳ Learn about foundational guidance
↳ Review our usage guidance
↳ Connect with us

Install design kits

Our primary design kit is Sketch and we also have Adobe XD and Axure kits available. Head on over to the Design kits section and follow the install instructions to get set up.

These kits come with Carbon components so you don't have to build them. By using the kits you automatically get any updates made by the Carbon team so you don't need to go back and change any designs to match the latest release. And when handing off to your developers there won't be confusion about the component and its behaviors.

In Other resources, you'll find links to icon libraries, color palettes, grid and shell templates, the IBM Plex font, and the Github repos.

(c) ketabton.com: The Digital Library

All about Carbon
Case studies
What's happening

Designing
Developing
Get started
Frameworks
Developer resources
Angular tutorial
React tutorial
Vue tutorial
Contributing

Guidelines
Components
Patterns
Community assets
Data visualization
Help

GitHub

Welcome to Carbon! If you're just starting out developing with Carbon, here's a checklist of everything you need to get up and running.

↳ First steps
↳ Additional guidance
↳ Connect with us

First steps

Install your framework of choice

The Carbon Design System is built React first. We also support core parts of the system in vanilla JS, Angular, Vue, and Svelte and offer guidelines for other frameworks. Head over to Frameworks for all the information you need to get started.

Check out our developer resources

In Developer resources, you'll find Carbon tools, as well as our GitHub repos and Storybooks for

(c) freedom.com: The Digital Library

GUIDELINES

(c) ketabton.com: The Digital Library

COLOR

(c) ketabton.com: The Digital Library

Design

Colors

- Principles
- Color roles
- The color system in action
- Resources

Typography

Illustrations

Sounds

Icons

Interaction states

Spacing

Data visualizations

Submit feedback or feature requests on the Polaris GitHub page.

Colors

Our color system builds on the recognition of the Shopify brand colors to make the admin interface more usable.



https://polaris.shopify.com/design/colors#navigation

(c) ketabton.com: The Digital Library

TYPOGRAPHY

(c) kansalaisen.com / The Digital Library

Getting Started
Guidelines
Accessibility
CSS Framework
Components Usage
Content Delivery Network
Data Formats
Design Principles
Dev Standards
Illustrations
Naming
Spacing
Typography
Tutorials
Design Tokens
Components
Templates
Resources
Iconography

Typography

Overview Type scale Download Installing webfonts

Duet uses typography to present user interface and content as clearly and efficiently as possible. Type also expresses hierarcy, our brand, and creates the overall look and feel.

Duet Design System's typographic scale is harmonious with our spacing scale.
We use the below defined values to create a predictable sizing for headers and text content. The base font-size is 16px.

Category	Size	Difference	Letter spacing	Size token
H0	72px (4.5rem)	+24px	-0.01rem	`$font-size-xxxx-large`
H1	48px (3rem)	+12px	-0.01rem	`$font-size-xxx-large`

https://www.duetds.com/typography/

(c) ketabton.com: The Digital Library

CODE STANDARDS

(c) ketabton.com: The Digital Library

Getting started >
Progressive enhancement >
Who we support >
Development principles >
Front end security >

Development Principles

Lonely Planet has a huge codebase and this ultimately dictates many of the decisions we make around the front end architecture and day-to-day feature development.

- Leave code in a better state than you found it
- Reuse as much as possible: technologies and components
- The entire code base should look like one person wrote it
- Keep it simple
- Ensure we can pivot away from a dependency/pattern

Reuse as much as possible

More than anything, please try to follow existing patterns as much as possible. Inconsistency soon manifests as complexity and then technical debt. What we are aiming to build is a maintainable platform where developers can move between applications with very little up-front learning required. The best tool for the job, isn't always by Ben

http://rizzo.lonelyplanet.com/documentation/general/development-principles

(c) ketabton.com: The Digital Library

ACCESSIBILITY

(c) ketabton.com: The Digital Library



Lightning Design System

Search

What's New

Getting Started

Platforms

Design Guidelines

Accessibility

Overview

Guidelines

Patterns

Component Blueprints

Utilities

Design Tokens

Icons

Accessibility Overview

The Lightning Design System provides accessible markup which will serve as a foundation for your application development. In order to make sure you build accessible components, however, you will need to follow the accessibility guidance for our interactive components. This includes keyboard behavior as well as the management of ARIA roles and properties.

What is Accessibility?

Web accessibility ensures that people with disabilities can perceive, understand, navigate, interact with, and contribute to the applications you create. This means that pages are Perceivable, Operable, Understandable and Robust. This includes providing keyboard interaction alternatives for all mouse-based actions, properly identifying all form fields and buttons, providing text based alternatives for all images, videos, icons and SVGs, as well as building components that properly convey their identity, operation model, and state to assistive technologies.

The Design System enables accessible development by providing a set of semantically correct components, each with appropriate ARIA markup so they can be identified correctly to users of assistive technologies.

Standards Compliant Markup

The semantic markup and use of ARIA roles in our components are based on W3C standards and industry best practices. This markup is the perfect starting point for building accessible components.

https://www.lightningdesignsystem.com/accessibility/overview/

(c) ketabton.com: The Digital Library

OTHER GUIDELINES

- Performance
- Progressive Enhancement
- Displaying Data
- Editing Data
- Input
- Animation
- Browser support
- Whatever useful perspectives are worth capturing!

(c) freedom.com: The Digital Library

CONTRIBUTING

(c) ketabton.com: The Digital Library

Getting Started
Guidelines
Tutorials
Design Tokens
Components
Templates
Resources
Iconography
What's New
Contributing
Support
Careers
FAQ
Brand Guidelines (FI)

Contributing

We gratefully accept contributions to Duet, but expect new feature requests and changes to be discussed with Duet Design System team before creating a pull request.

To contribute, you need access to some or all of the following tools:

TOOL
Duet Git Repository

TOOL
Abstract for Sketch

TOOL
Zeplin

https://www.duetds.com/contributing/

(c) freedom.com: The Digital Library

SUPPORT

(c) ketabton.com: The Digital Library

Help & Feedback

Nord Design Systems Team provides support for its users. See below for different use cases and additional instructions on how to reach us.

Frequently asked questions

Answers to the most common questions about the design system can be found in the Design System FAQ.

Slack channels

Our team maintains the following channels and provides support as time permits. If you have a feature requests or a bug report in mind, please keep reading further.

- For generic support requests: #design-system
- Automated updates: #design-system-updates

Office hours

We organize weekly design system "office hours" where you can just show up with your design system questions, support requests, feature ideas, and to discuss about possible bugs. Office hours happen every Friday, 14:00-15:00 (EEST).

Email

https://nordhealth.design/help/

Resources and tools

Backlog

Propose a content change using GitHub

Propose a component or pattern

Develop a component or pattern

Contribution criteria

Design System working group

Blog posts, videos and podcasts

Roadmap

Community

The GOV.UK Design System is for everyone. It has a strong cross-government community behind it. It includes the latest research, design and development to represent and be relevant for its users.

Find out:

- about community resources and tools
- what people are currently working on in the community backlog
- how to propose a component or pattern
- how to develop a component or pattern
- about blog posts, videos and podcasts

Learn how the Design System working group reviews and approves components and patterns to confirm they meet the contribution criteria.

Community principles

These principles are for the community of people that create and contribute to government components and patterns.

https://design-system.service.gov.uk/community/

(c) ketabton.com: The Digital Library

COMPONENT DETAIL

(c) Presentation.com: The Digital Library

TITLE & DESCRIPTION

COMPONENTS
Avatar
Avatar group
Badge
Banner
Breadcrumbs
Button
Checkbox
Code
Date time picker
Dropdown menu
Dynamic table
Empty state
Flag
Form
Inline dialog
Inline edit
Inline message
Logo
Lozenge
Modal dialog
Onboarding (spotlight)

Avatar group

An avatar group displays a number of avatars grouped together in a stack or grid.

Examples Code Usage

Appearance

A group of avatars can be displayed together in a stack or a grid.

Stack

Stacked avatar groups can contain up to five avatars and should only be used with small or medium sized avatars.




```
import React from 'react';

import { RANDOM_USERS } from '../../examples-util/data';
import AvatarGroup from '@atlaskit/avatar-group';

const AvatarGroupStackExample = () => {
  const data = RANDOM_USERS.map((d) => ({
    email: d.email,
    key: d.email,
```

SHOW MORE

CONTENTS
Appearance
Stack
Grid
Max count
Border color
Overrides
Size

https://atlassian.design/components/avatar-group/examples

(c) ketabton.com: The Digital Library

Components
Accordion
Preview
Code
Guidance
Package
Alert
Banner
Breadcrumb
Button
Button group
Card
Character count
Checkbox
Collection
Combo box
Data visualizations

COMPONENTS

Accordion

An accordion is a list of headers that hide or reveal additional content when selected.

Component preview

BORDERLESS

First Amendment

Congress shall make no law respecting an establishment of religion, or prohibiting the free exercise thereof; or abridging the freedom of speech, or of the press; or the right of the people peaceably to assemble, and to petition the Government for a redress of grievances.

Second Amendment

Third Amendment

https://designsystem.digital.gov/components/accordion/

(c) ketabton.com: The Digital Library

LIVE DEMO

(c) ketabton.com: The Digital Library

Carousel

HTML/CSS: Dev Ready • Web Component: True • Responsive

Share | Lightning Component

A carousel allows multiple pieces of featured content to occupy an allocated amount of space.



Click to Customize

Use the Object Manager to add fields, build layouts, and more.

About Carousel

Sections

About Carousel
Accessibility
Markup
Keyboard Interactions
Base
Navigating between panels
Panel 1 active
Panel 2 active
Auto-play
Overview of CSS Classes

https://www.lightningdesignsystem.com/components/carousel/

(c) ketabton.com: The Digital Library

VARIATIONS

(c) ketabton.com: The Digital Library

Buttons

Primary Buttons

Our .button class is used for primary links and page actions. It can be applied to either a or button tags. All additional button classes are additive.

Link Button

```
<a class="button" href="">Link</a>
<button class="button">Button</button>
```

Secondary Buttons

http://solid.buzzfeed.com/buttons.html

(c) ketabton.com: The Digital Library

Buttons with Icons

Combine any of our button colors and styles with .button--icon, then add an inline SVG inside the button for a button with icon.




```
<button class="button button--icon" href="">
  <svg viewBox="0 0 512 512" xmlns="http://www.w3.org/2000/svg">...</svg>
  Button
</button>

<button class="button button--secondary button--icon" href="">
  <svg viewBox="0 0 512 512" xmlns="http://www.w3.org/2000/svg">...</svg>
  Button
</button>

<button class="button button--negative button--icon" href="">
  <svg viewBox="0 0 512 512" xmlns="http://www.w3.org/2000/svg">...</svg>
  Button
</button>
```

(c) ketabton.com: The Digital Library

Getting started

Guidelines

Styles

Layouts

Components

Overview

Blocks and cards

Buttons

Form controls

Headers and footers

Icons and media

Table

Responsive data table that can display even very dense data in any screen size.

Default table `em-c-table__object`

TABLE HEADING 1	TABLE HEADING 2
Value 1	Value 2
Value 3	Value 4
Value 5	Value 6

Copy

rence.emit-dev.bigmedium.com/support.html

(c) ketabton.com: The Digital Library

Table

Responsive data table that can display even very dense data in any screen size.

Default table | **Condensed data table** | Striped data table | Selectable data table

Condensed data table

Use for dense data sets where condensed display makes for easier scanning and faster insight. Add `em-c-table--condensed` to `em-c-table` as style modifier class.

TABLE HEADING 1	TABLE HEADING 2	TABLE HEADING 3	TABLE HEADING 4	TABLE HEADING 5
Value	Value	Value	Value	Value
Value	Value	Value	Value	Value
Value	Value	Value	Value	Value
Value	Value	Value	Value	Value
Value	Value	Value	Value	Value
Value	Value	Value	Value	Value
Value	Value	Value	Value	Value
Value	Value	Value	Value	Value
Value	Value	Value	Value	Value
Value	Value	Value	Value	Value
Table Footer 1	Table Footer 2	Table Footer 3	Table Footer 4	Table Footer 5

rence.emit-dev.bigmedium.com/components/tables/table.html#tab-condensed-data-table

(c) ketabton.com: The Digital Library

Table

Responsive data table that can display even very dense data in any screen size.

Default table | Condensed data table | **Striped data table** | Selectable data table

Striped data table

For data with many columns, striped rows help users keep their place in a row. Add `em-c-table--striped` to `em-c-table` as style modifier class.

TABLE HEADING 1	TABLE HEADING 2	TABLE HEADING 3
Value	Value	Value
Value	Value	Value
Value	Value	Value
Value	Value	Value

(c) ketabton.com: The Digital Library

Table

Responsive data table that can display even very dense data in any screen size.

Selectable data table

Click a row to select/highlight it. Bind your own JavaScript events to add additional actions. Add `em-js-row-selectable` to each row for selectable row styling.

TABLE HEADING 1	TABLE HEADING 2
Value 1	Value 2
Value 3	Value 4
Value 5	Value 6

(c) ketabton.com: The Digital Library

USAGE GUIDELINES

(c) ketabton.com: The Digital Library

Material System

Introduction

Material studies

Material Foundation

Foundation overview

Environment

Layout

Navigation

Color

Typography

Iconography

Shape

Motion

Interaction

Communication

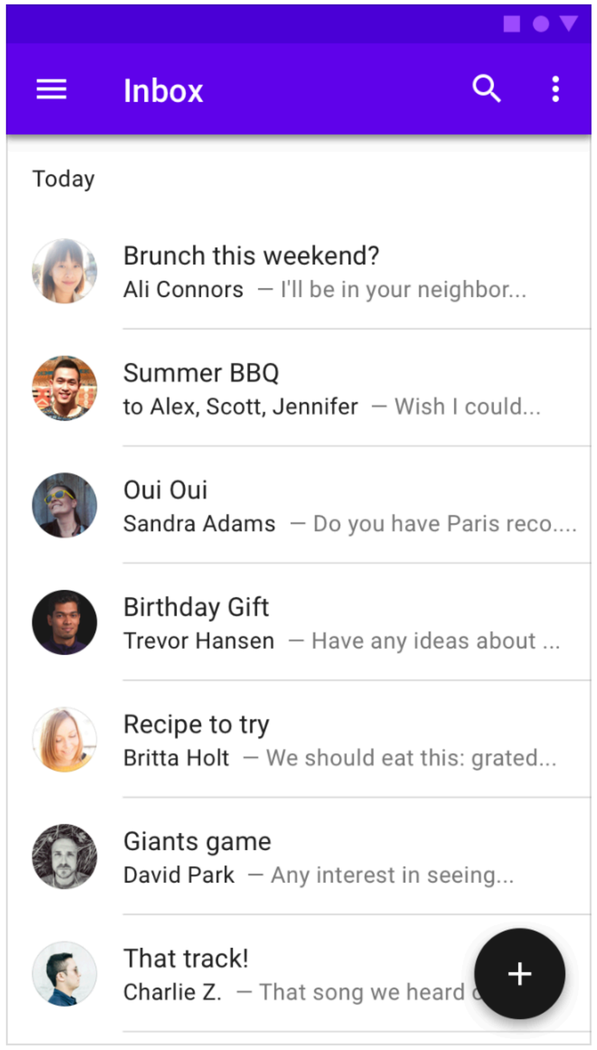

Do.

Represent the most common primary action with a floating action button, such as drafting a new email.



Do.

FABs are not needed on every screen, such as when images represent primary actions.

https://material.io/components/buttons-floating-action-button#usage

(c) ketabton.com: The Digital Library

Material System

Introduction

Material studies

Material Foundation

Foundation overview

Environment

Layout

Navigation

Color

Typography

Iconography

Shape

Motion

Interaction

Communication

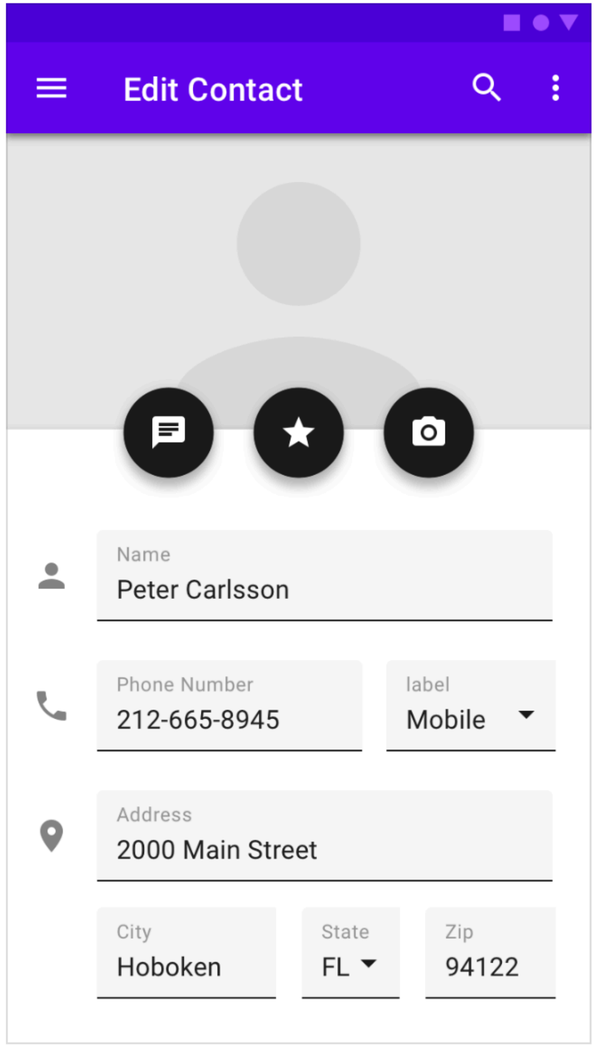

Don't.

Don't display multiple FABs on a single screen.

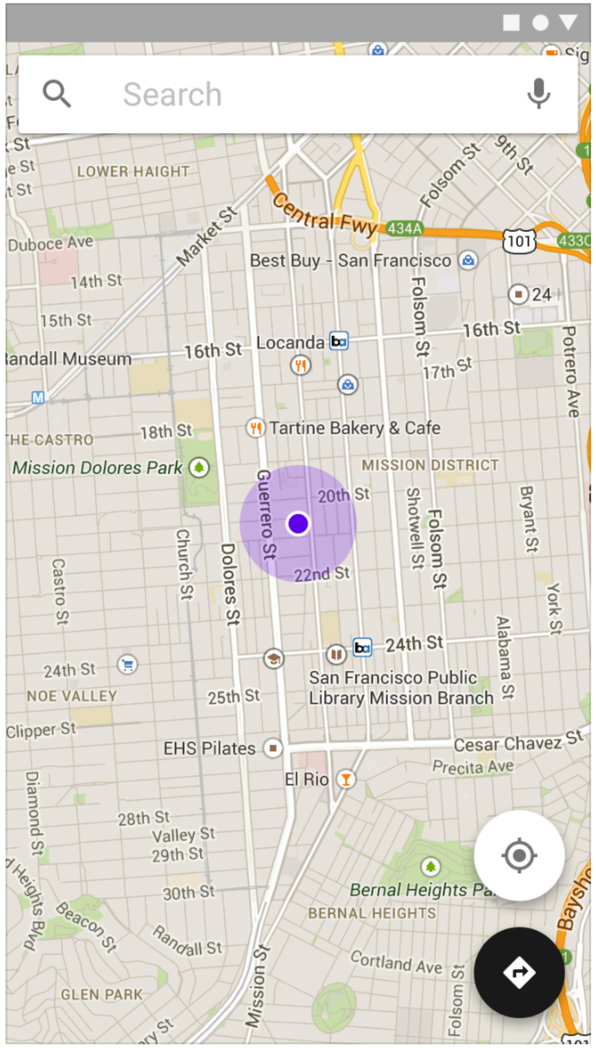

Caution.

Occasionally two FABs can be used, if they perform distinct, yet equally important, actions.

https://material.io/components/buttons-floating-action-button#usage

(c) freedom.com: The Digital Library

CODE

(c) ketabton.com: The Digital Library

se DEV READY

LARGE

ABEL LABEL LABEL LABEL

TML SCSS

```
span class="slds-badge">Label</span>
span class="slds-badge slds-theme--default">Label</span>
span class="slds-badge slds-theme--shade">Label</span>
span class="slds-badge slds-theme--inverse">Label</span>
```

mponent Overview

table gives you a quick overview of the SLDS CSS classes that can be applied to th

LDS CLASS	OUTCOME	REQUIRED	APPLIED TO	COMMENTS
slds-badge	Initializes a Badge	✓		Can accept tl

salesforce design system

Getting Started

Design

Components

- Activity Timeline
- Badges
- Breadcrumbs
- Buttons
- Button Groups
- Cards
- Data Tables
- Datepickers
- Dropdowns
- Forms
- Grid System
- Icons
- Images
- Lookups

Base DEV READY

LARGE

LABEL LABEL LABEL LABEL

HTML SCSS

```scss
.slds-badge {
  background-color: $color-background-shade;
  padding: $spacing-xx-small $spacing-x-small;
  border-radius: $border-radius-pill;
  font-size: $font-size-x-small;
  line-height: $line-height-heading;
  text-transform: uppercase;
  letter-spacing: .0625em;
  color: $color-text-default;
  vertical-align: middle;
  white-space: nowrap;

  + .slds-badge {
    margin-left: $spacing-x-small;
  }

  &:empty {
    padding: 0;
  }
}
```

(c) ketabton.com: The Digital Library

Guidelines
Components
Overview
Blocks and cards
Overview
Box
Card
Feature
Flight block
Hero
Icon with description
Media block
Shopping Cart
Stacked block
Tile
Buttons
Form controls
Headers and footers
Icons
Interactive
Layout

Name	Type	Required	Description
ariaLabel	node		Label for the flight block region for accessibility
behavior	oneOf: 'extras', 'condensed'		Behavioral variations of the FlightBlock component: - **extras** adds a positioning class for when extras (such as upsells) are included in the flight block - **condensed** for a more compact display of the FlightBlock
children	node		Child node(s) that can be nested inside component
className	string		CSS class names that can be appended to the component.
emphasize	oneOf: 'time', 'location'		Emphasize variations of the FlightBlock component: - **time** increases the size of the time in the flight block and decreases size of airport code
size	oneOf: 'small'		Size variations of the FlightBlock component: - **small** - displays smaller typography
status	oneOf: 'warning', 'error'		Status variations of the FlightBlock component: - **warning** - includes a warning class TODO: remove - **error** - includes a error class TODO: remove
variant	oneOf: 'bare'		Stylistic variations of the FlightBlock component: - **bare** removes the border and padding around the FlightBlock

FlightBlockCore

Name	Type	Required	Description
arriveAlertIcon	string		Alert icon for arrival flight

e what's coming soon with Carbon V10-beta.

Go to V10-b

Accordion



Vanilla JS | React | Angular | Vue | CodePen

```
<!--
  Copyright IBM Corp. 2016, 2018

  This source code is licensed under the Apache-2.0 license found in the
  LICENSE file in the root directory of this source tree.
-->

<ul data-accordion class="bx--accordion">
    <li data-accordion-item class="bx--accordion  item">
```

Show more code

(c) ketabton.com: The Digital Library

be viewed in Primer's storybook. (Note: the following table is presented in an iframe, which may require scrolling, especially on mobile devices)

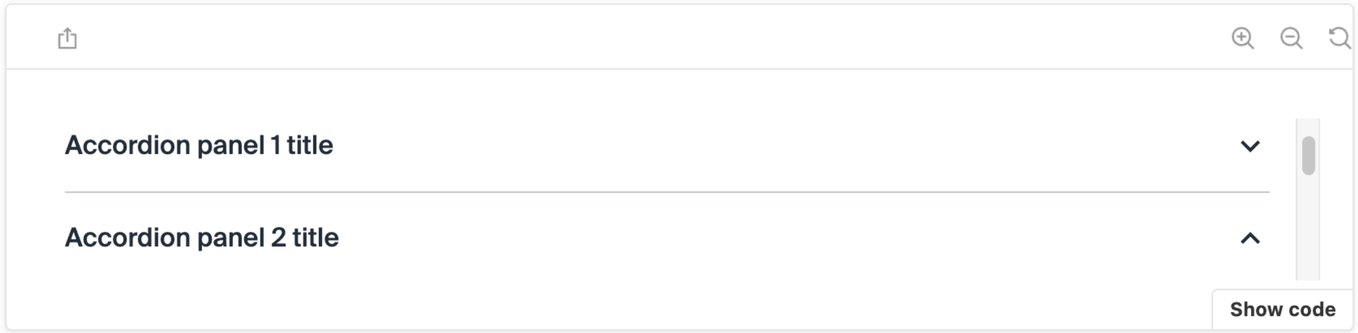

Name	Description	Default	Control
INPUTS			
variant	Style variant `string`	-	default
behavior	Behavior variant `string`	-	Set string
inverted	StyleModifier Append to the class name. Used for items like utility classes `boolean`	-	Set boolean
styleModifier	StyleModifier Append to the class name. Used for items like utility classes `string`	-	Set string

Inverted



(c) freedom.com: The Digital Library

RESOURCES

(c) ketabton.com: The Digital Library

Other resources

The component libraries give developers a collection of reusable components for building websites and user interfaces.

Sketch kits

Carbon React components

Carbon Angular components

Carbon Vanilla components

Carbon Vue components

Carbon Svelte components

Carbon Web Components

(c) ketabton.com: The Digital Library

Resources

Here list all the resources that related with Ant Design.

Design Resources

Please find below some of the design resources and tools about Ant Design that we consider valuable. More of this is still being collected. You can leave feedback about Sketch Symbols here.



RENEW Sketch Symbols

Sketch Symbols for Desktop



Mobile Components

Sketch Symbols File for Mobile



Ant Design Pro

Common Templates and Pages



Ant Design Library

A powerful Axure library





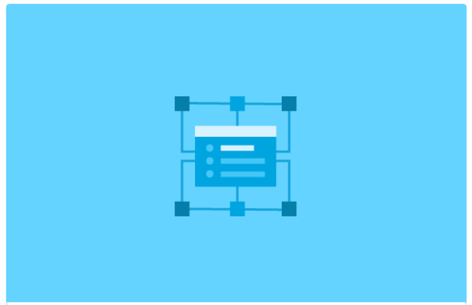



(c) ketabton.com: The Digital Library

Multi-page forms

If you form needs more than 3 sections, consider breaking it into multiple pages. Use a Progress Tracker at the top of your form to cue the user on what's ahead and illuminate the path to completion.

UXmatters collects more great recommendations for designing multi-page forms.

Progressive disclosure

Progressive disclosure is a useful technique for handling long forms. The basic idea is that you display the minimum amount of content for the user to make an informed decision and allow them the opportunity to request more info if interested. This can happen purely on the client side to show or hide and element, or you can use Ajax to load up-to-date content from the server where needed.

The Tooltip interaction pattern is a good example of progressive disclosure in action.

Further research

- Web Form Design, by Luke Wroblewski and Rosenfeld Media
- Marking Required vs. Optional form fields
- Drop-Down Usability: When You Should (and Shouldn't) Use Them

(c) ketabton.com: The Digital Library

OTHER INFO

- **Pattern Status** - In progress, in review, complete, deprecated, etc
- **Version number** - i.e. Button 1.3
- **Changelog** - When was the pattern last updated with a link to its history
- **Compatibility info** - Dependencies, requirements

(c) ketabton.com: The Digital Library

MAKE THE REFERENCE SITE PUBLIC (IF YOU CAN)

(c) ketabton.com: The Digital Library



Maintain

(c) ketabton.com: The Digital Library



(c) ketabton.com: The Digital Library

design & development

(c) ketabton.com: The Digital Library

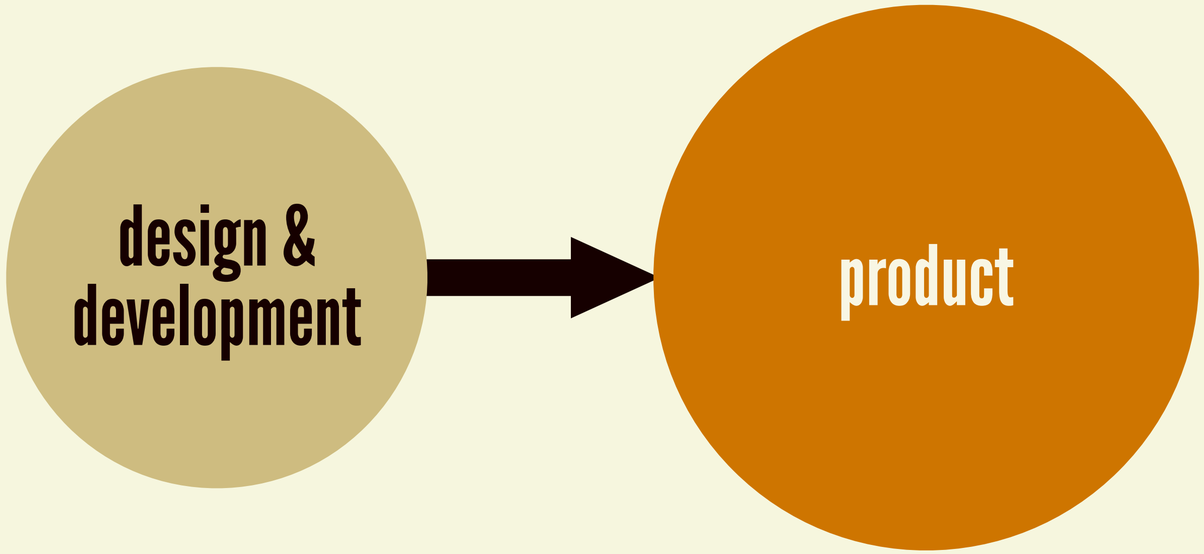

(c) ketabton.com: The Digital Library

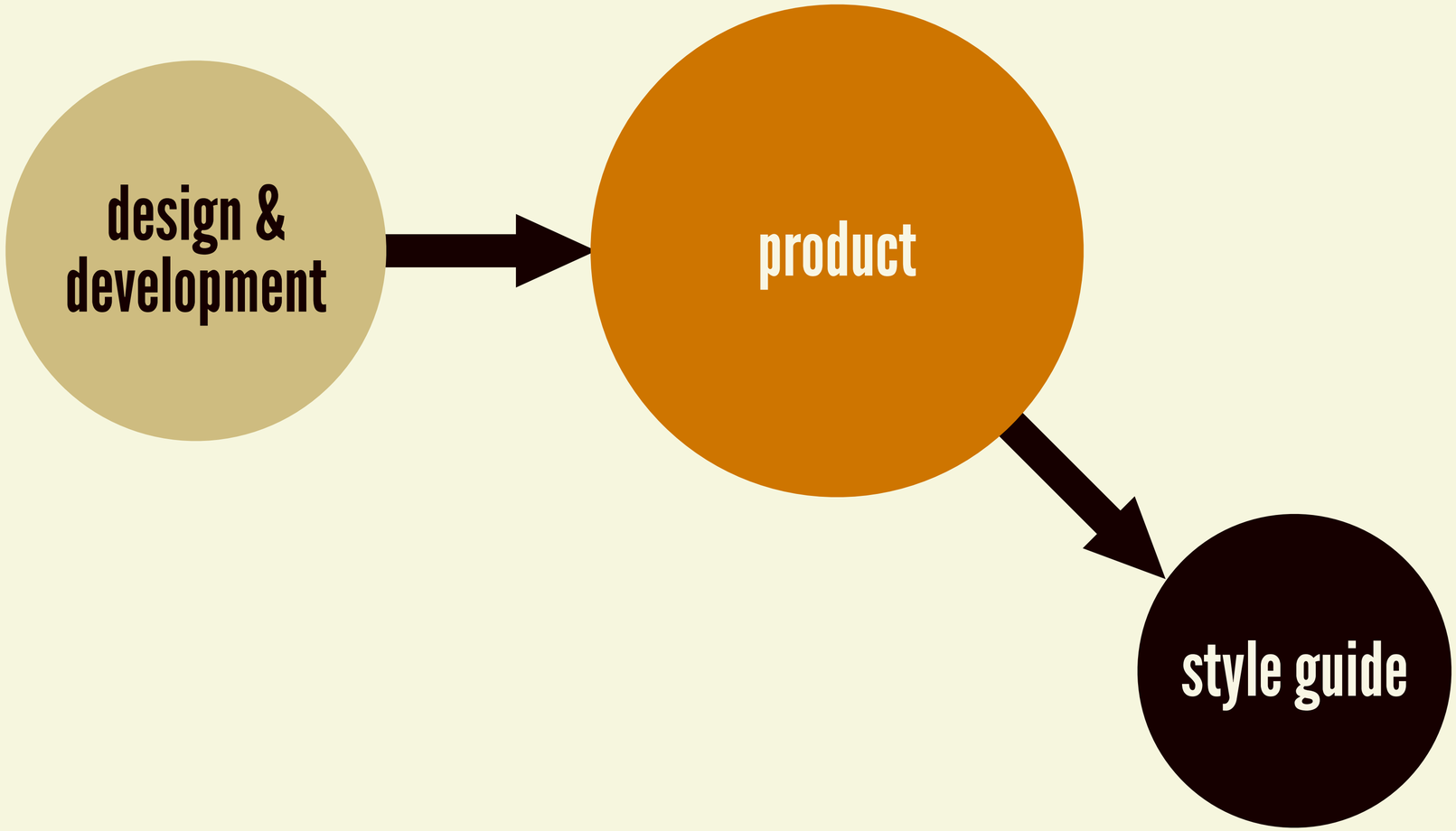

(c) ketabton.com: The Digital Library

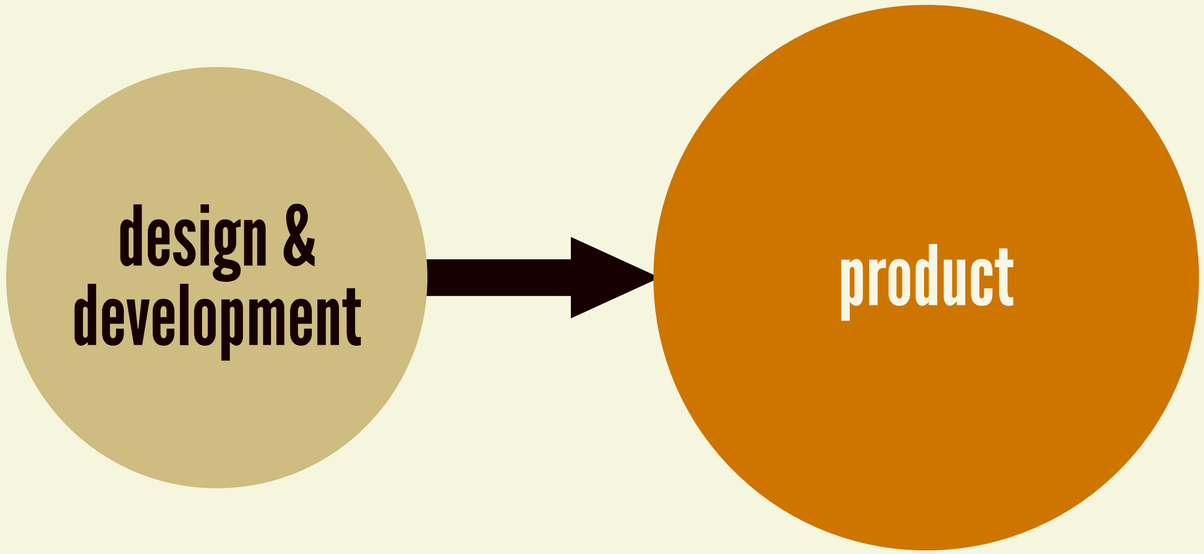

(c) ketabton.com: The Digital Library

design & development

(c) ketabton.com: The Digital Library

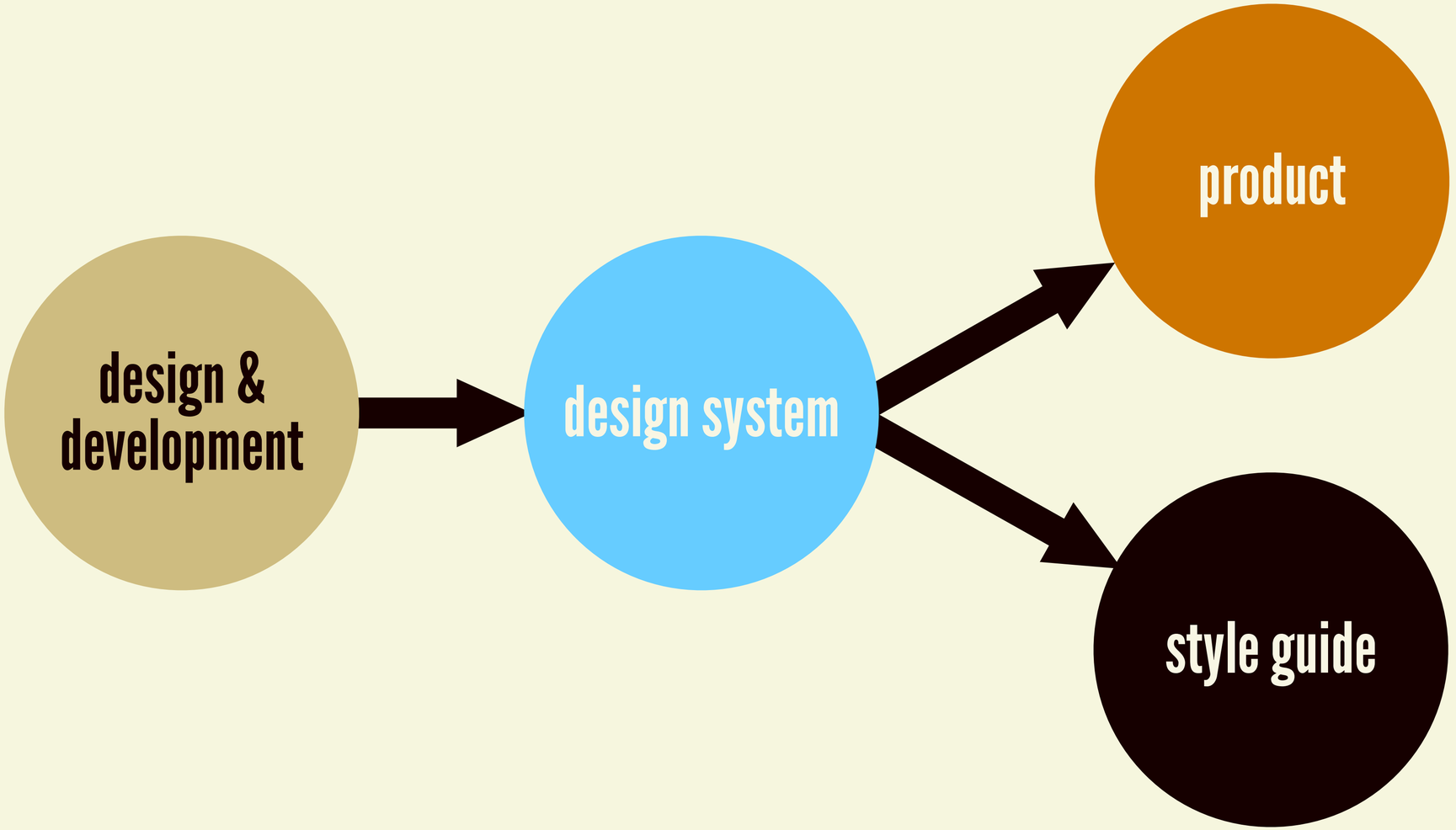

(c) ketabton.com: The Digital Library

MAKING MAINTAINABLE DESIGN SYSTEMS

(c) ketabton.com: The Digital Library

DESIGN SYSTEM TEAM

(c) ketabton.com: The Digital Library



(c) ketabton.com: The Digital Library

DESIGN SYSTEM MAKERS

- Have a birds-eye perspective of entire ecosystem
- The ones responsible for maintaining the design system
- Approve changes
- Work with users and business to make sure it’s addressing product needs
- Need to establish a pattern-driven, cross-disciplinary workflow



https://flic.kr/p/cHPcBJ

(c) kcrabton.com: The Digital Library

DESIGN SYSTEM USERS

- Provide an on-the-ground perspective focused on specific applications
- May also be makers, separate development teams, junior-level developers, partner agencies, external development shops, and/or other third-parties
- Should coordinate with makers to make sure the system is addressing their needs
- May be widely distributed and process may be extremely waterfall



https://flic.kr/p/KdvF6Z

(c) ketabton.com: The Digital Library

DESIGN SYSTEM TEAM MAKEUP

- Product owner
- Product manager
- Design lead
- Production Designer(s)
- Tech lead
- Front-of-the-front-end developer(s)

(c) ketabton.com: The Digital Library

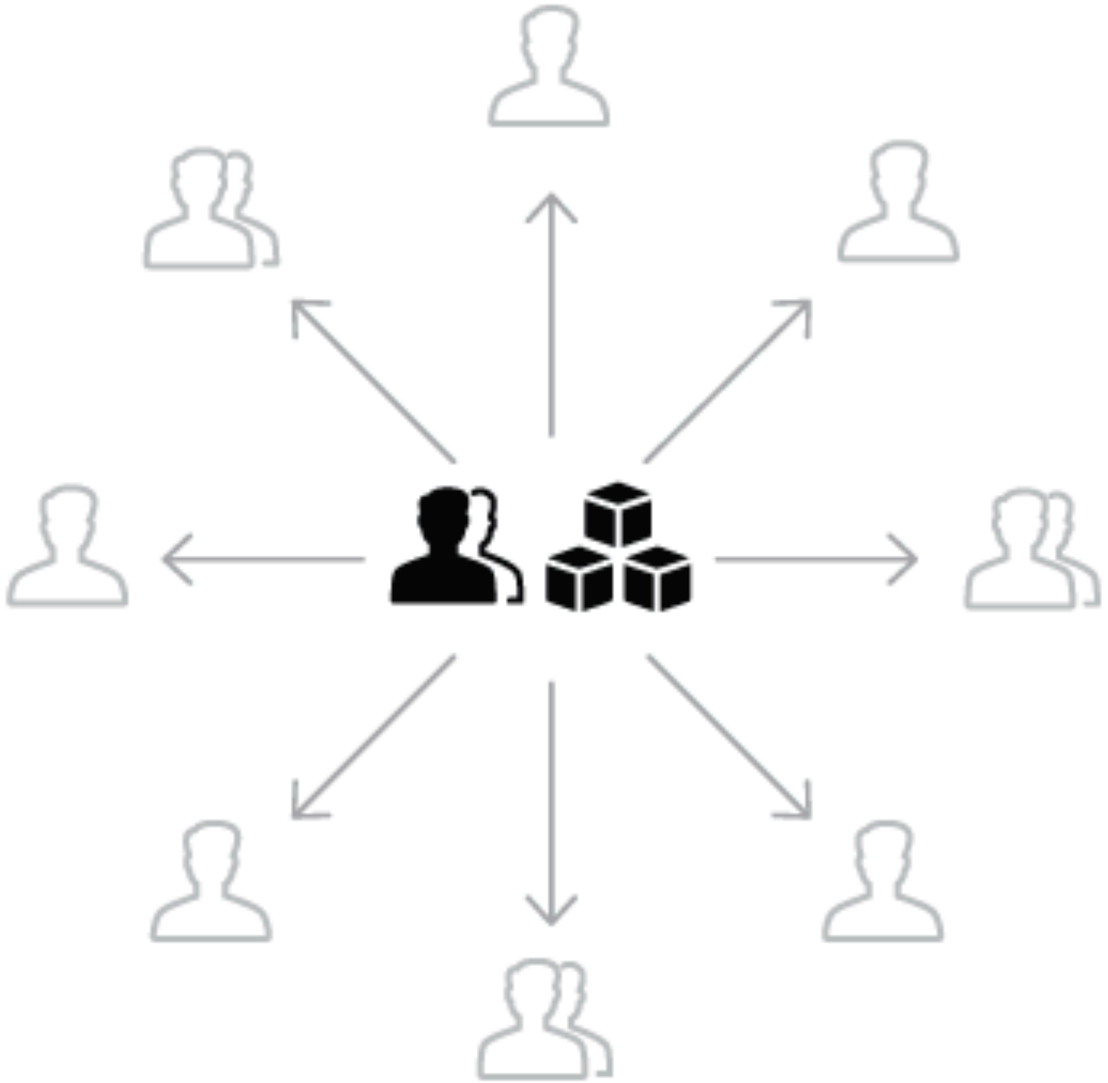

CENTRALIZED

https://medium.com/eightshapes-llc/team-models-for-scaling-a-design-system-2cf9d03be6a0

(c) ketabton.com: The Digital Library

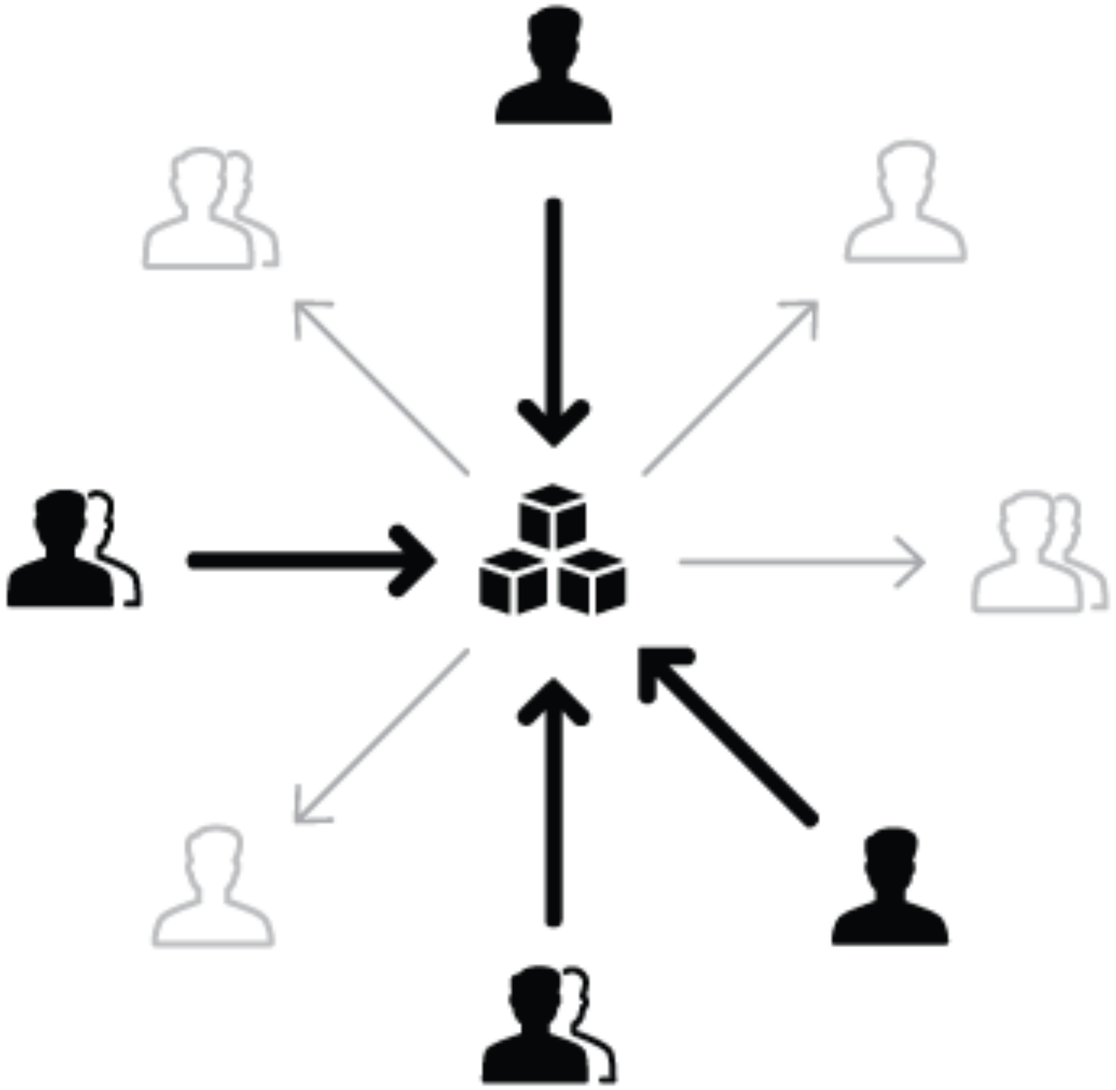

FEDERATED

https://medium.com/eightshapes-llc/team-models-for-scaling-a-design-system-2cf9d03be6a0

(c) ketabton.com: The Digital Library

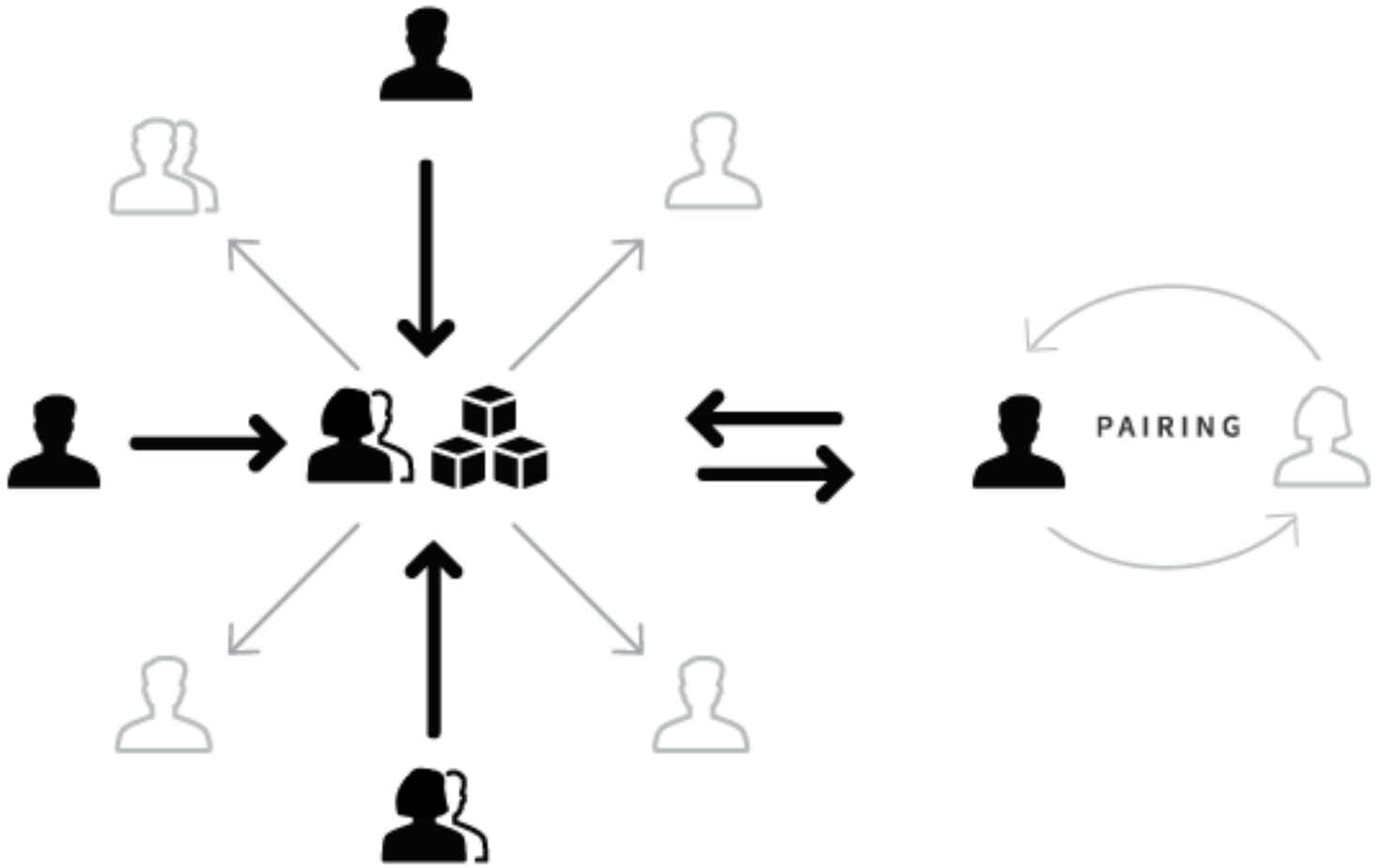

CYCLICAL

https://medium.com/eightshapes-llc/team-models-for-scaling-a-design-system-2cf9d03be6a0

(c) ketabton.com: The Digital Library

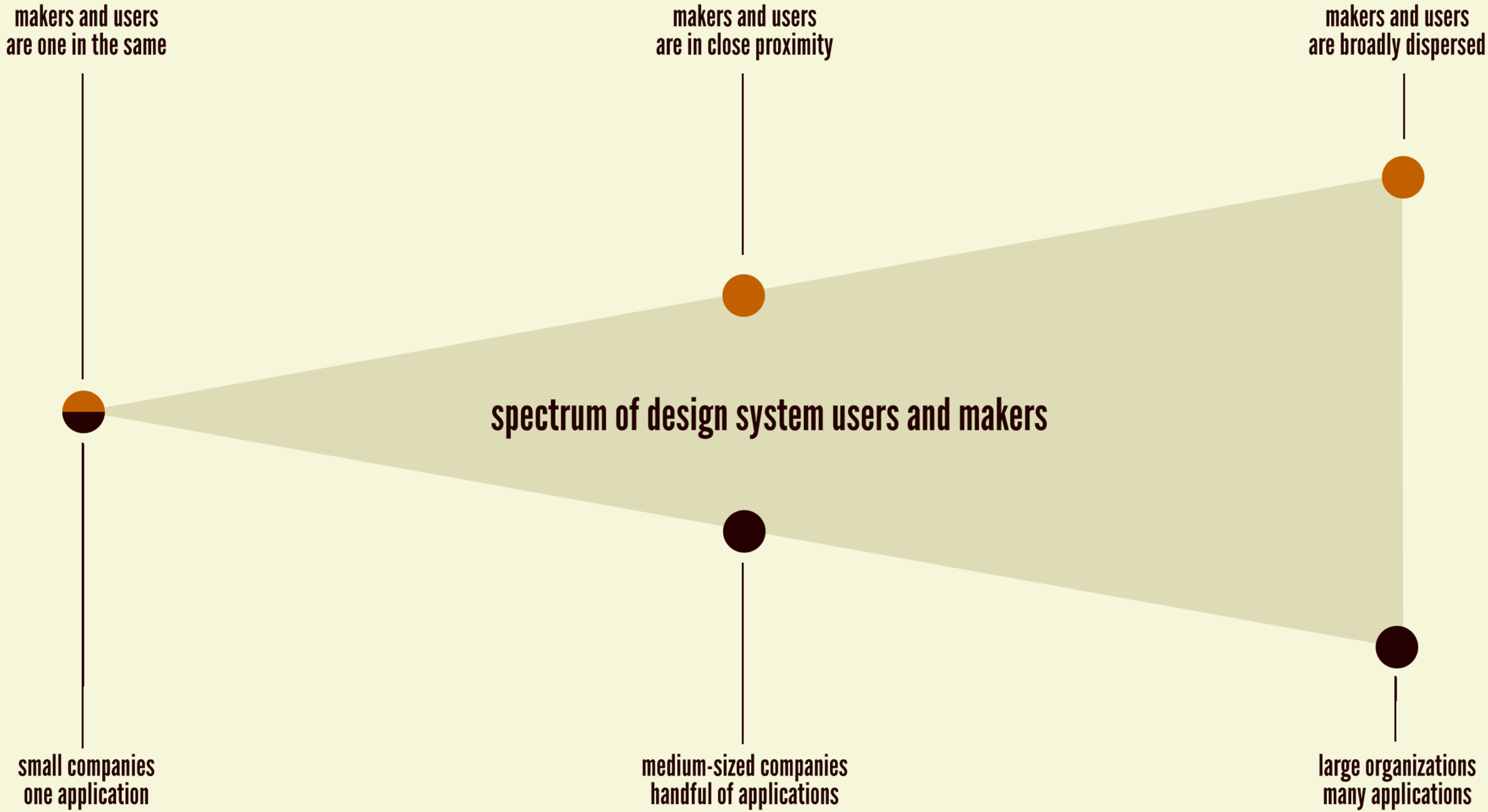

(c) ketabton.com: The Digital Library

Leaders

Systems team Sr. Product + Design Managers

Facilitator	Accountable for maintaining an agenda for team meetings, timelines, and communicating decisions made to the rest of the product org.
Council Leader	Accountable for the success of the group, and gave final aproval to decisions made within the council if needed.

Product Area Reps

Design

Etsy Marketplace	Etsy Studio	Seller Tools	Admin Tools	Provided insight into common customer needs and brand considerations for our systems where relevant.

Subject Matter Reps

Design or Eng

Accessibility	Localization	Performance	Provided insight and guidance on common conventions and best practices that applied to all customer types and product platforms.

Platform Reps

Design + Eng

Web	iOS	Android	Email	Provided insight and guidance on common UX and technical conventions, best practices and constraints that impacted our system.

https://medium.com/related-works-inc/the-people-part-of-design-systems-a5b54eea24f4

(c) ketabton.com: The Digital Library

ESTABLISH A GOVERNANCE MODEL

(c) ketabton.com: The Digital Library



(c) ketabton.com: The Digital Library

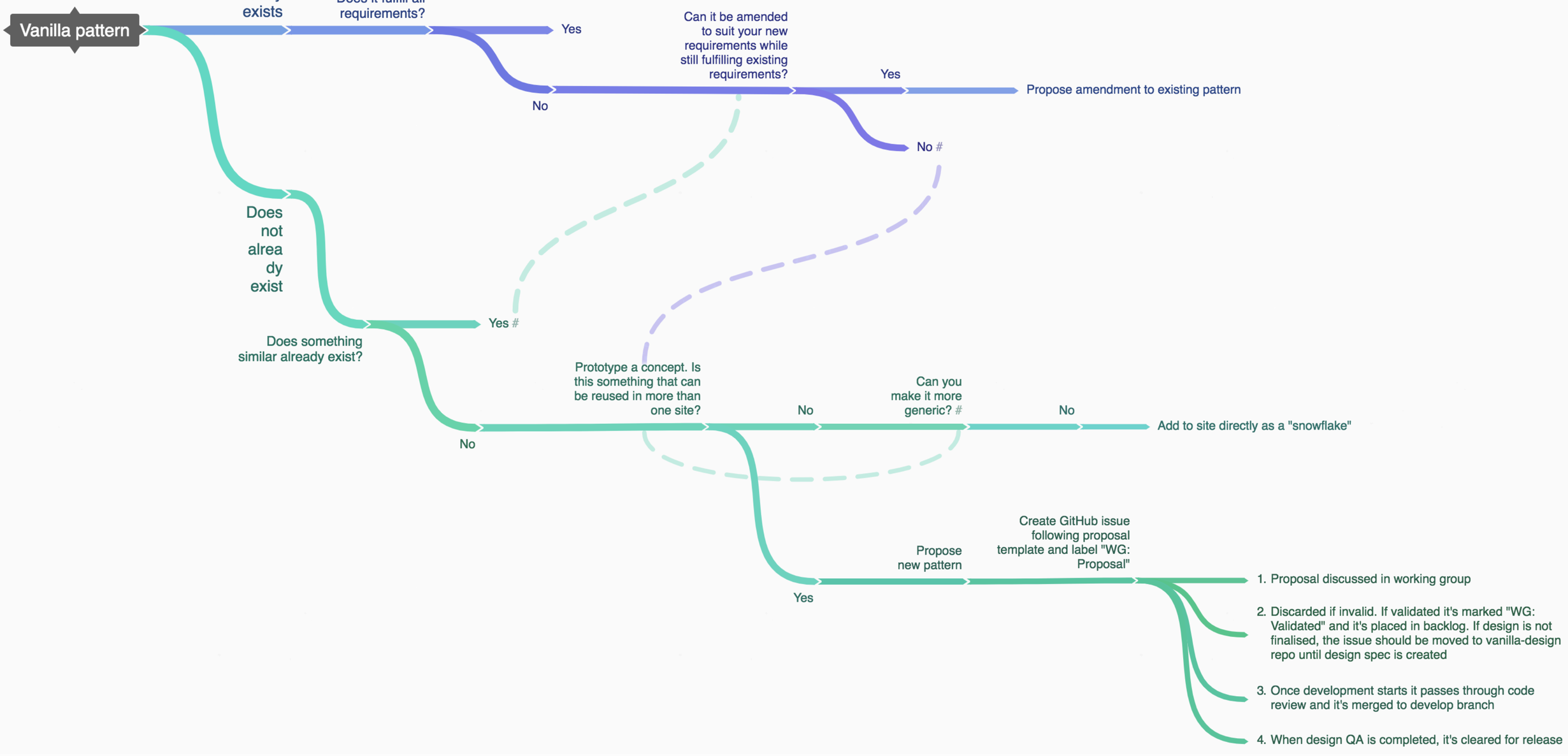

https://coggle.it/diagram/V0hkiP9760lbGpy8/t/vanilla-pattern

(c) ketabton.com: The Digital Library

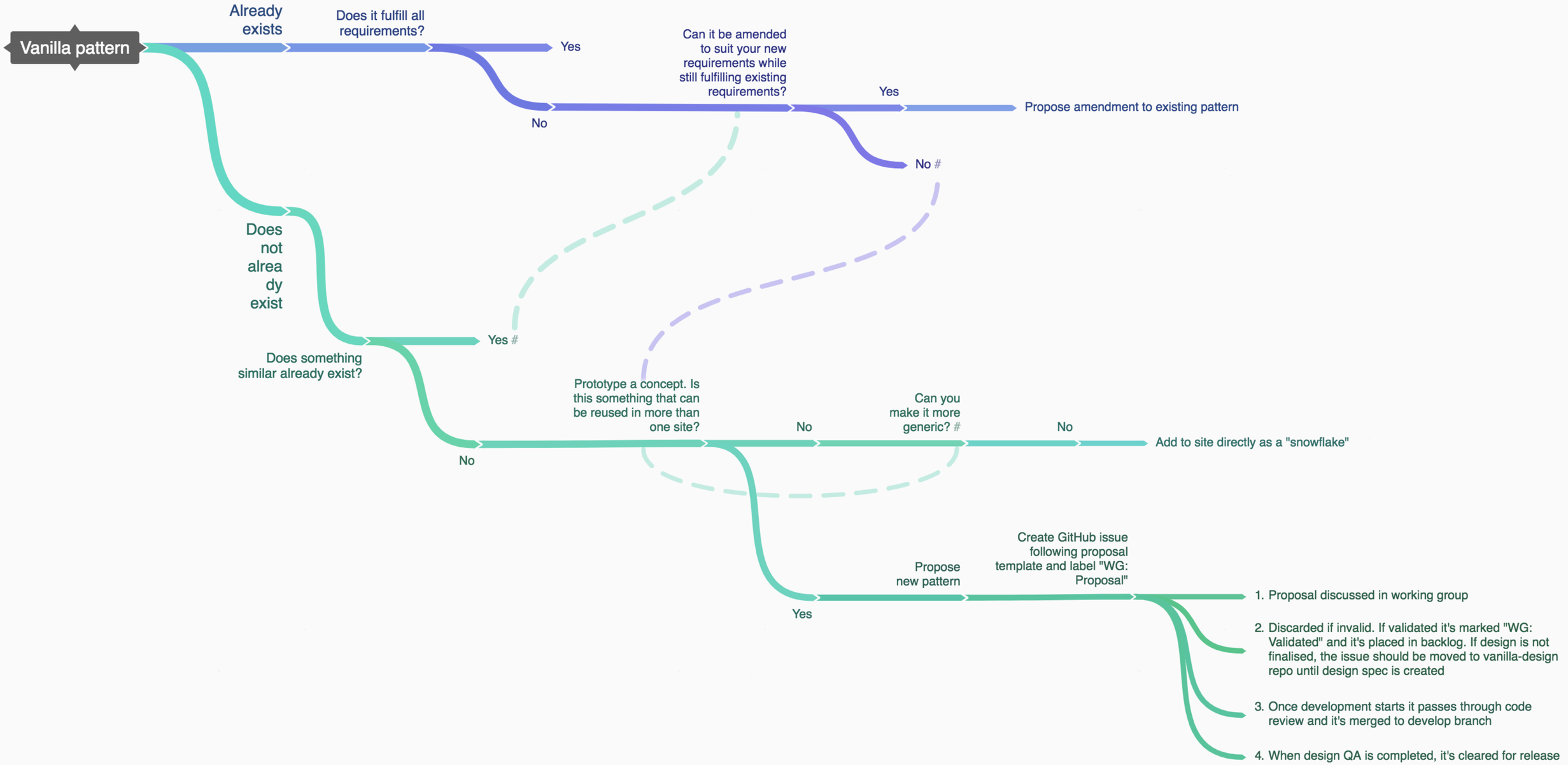

https://coggle.it/diagram/V0hkiP9760lbGpy8/t/vanilla-pattern

(c) ketabton.com: The Digital Library

coggle

Product team comes to design system to help design and build new work

Does component exist?

(c) ketabton.com: The Digital Library

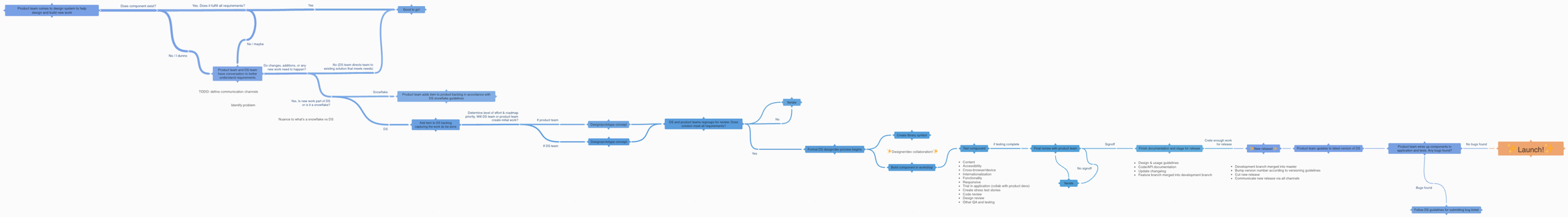

(c) ketabton.com: The Digital Library

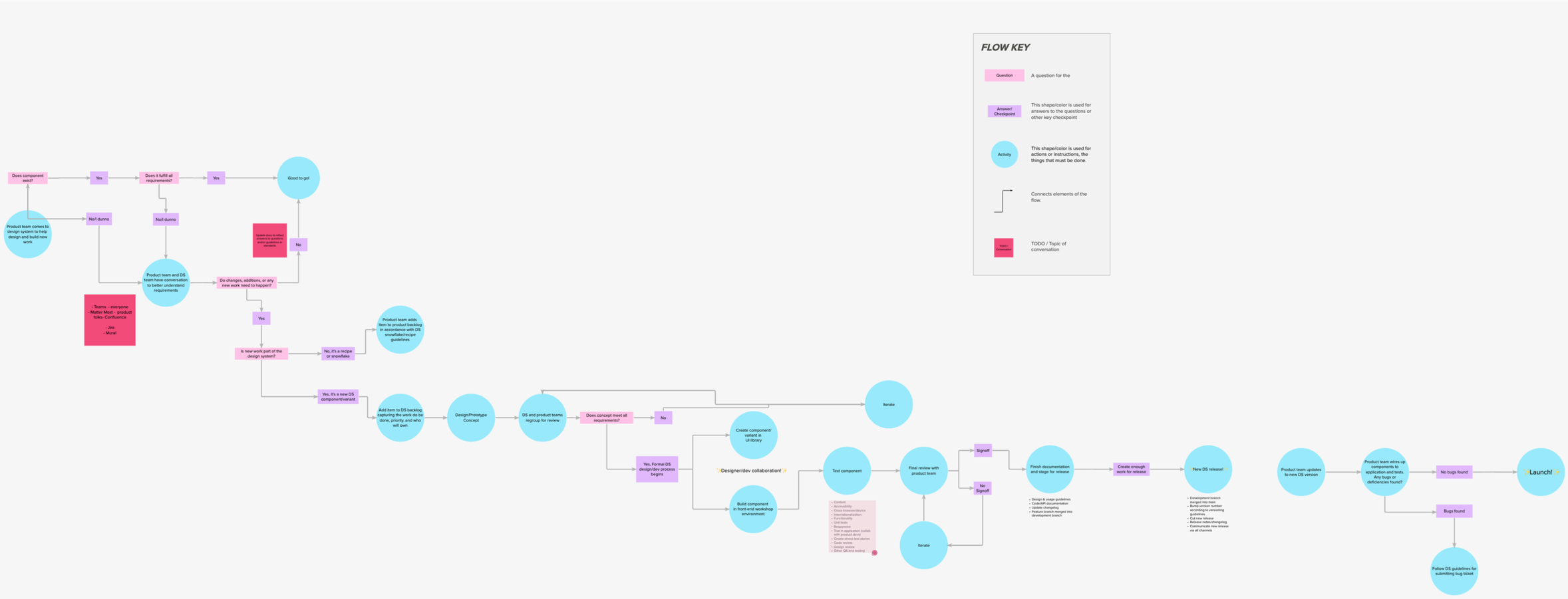



a design system governance process

You can have a comprehensive design system that contains a slew of well-structured components, thorough documentation, thoughtful guidelines, and a well-considered design language. But if a design system user can't get done what they're trying to get done, the whole system risks obsolescence.

Product teams' primary concern is getting work out the door, not to uphold the integrity of the design system. Teams get creative and will

https://bradfrost.com/blog/post/a-design-system-governance-process/

(c) ketabton.com: The Digital Library

VERSIONING

(c) ketabton.com: The Digital Library

Semantic Versioning 2.0.0

Summary

Given a version number MAJOR.MINOR.PATCH, increment the:

1. MAJOR version when you make incompatible API changes,
2. MINOR version when you add functionality in a backwards-compatible manner, and
3. PATCH version when you make backwards-compatible bug fixes.

Additional labels for pre-release and build metadata are available as extensions to the MAJOR.MINOR.PATCH format.

Introduction

In the world of software management there exists a dreaded place called “dependency hell.” The bigger your system grows and the more packages you integrate into your software, the more likely you are to find yourself, one day, in this pit of despair.

In systems with many dependencies, releasing new package versions can quickly become a nightmare. If the dependency specifications are too tight, you are in danger of version lock (the inability to upgrade a package without having to release new versions of every dependent package). If dependencies are specified too loosely, you will inevitably be bitten by version promiscuity (assuming compatibility with more future versions than is reasonable). Dependency hell is where you are when version lock and/or version promiscuity prevent you from

(c) ketabton.com: The Digital Library



Fix bugs or optimize existing features without breaking changes

(c) ketabton.com: The Digital Library



Add new features or deprecate features without breaking changes

(c) ketabton.com: The Digital Library



Breaking changes, such as box model styles, color revisions, public API, markup, icons, fonts

(c) ketabton.com: The Digital Library

RUNNING NPM VERSION TO CUT A NEW RELEASE

```
npm version minor -m "add accordion component"
```

(c) ketabton.com: The Digital Library

v0.29.0

(c) ketabton.com: The Digital Library

v0.30.0

(c) ketabton.com: The Digital Library

v0.30.1

(c) ketabton.com: The Digital Library

v0.31.0

(c) ketabton.com: The Digital Library

v1.0.0



(c) ketabton.com: The Digital Library

A 1.0.0 designation comes with commitment. Freewheeling days of unstable early foundations are behind you.

–Nathan Curtis

https://medium.com/eightshapes-llc/versioning-design-systems-48cceb5ace4d

(c) ketabton.com: The Digital Library

v1.1.0

(c) ketabton.com: The Digital Library

v1.2.0

(c) ketabton.com: The Digital Library

v1.3.0

(c) ketabton.com: The Digital Library

v2.0.0

(c) ketabton.com: The Digital Library

Release History
Report a Bug
Request a New Part
▼ Development
Overview
AVR Testing
Building a Component
Coding Standards
Javascript in MDS
MDSWC Base API
Publishing Documentation
Running Local Environment
Unit Testing
Versioning & Breaking Changes >
▶ Contributions
▶ Adoption
Terms of Use

Versioning & Breaking Changes

MDS uses SemVer semantic versioning. The three types of versions are:

- **Major** (**X**.y.z)
  Major versions contain breaking changes (defined below).
- **Minor** (x.**Y**.z)
  Minor versions add new features or deprecate existing features without breaking changes.
- **Patch** (x.y.**Z**)
  Patch versions fix defects or optimize existing features without breaking changes.

Major

Major
Style
Markup
Web Components
Constants
Icons
Fonts
Minor
Style
Markup
Web Components
Icons
Patch
Web Components

https://designsystem.morningstar.com/getting-started/versioning-and-breaking-changes/

(c) ketabton.com: The Digital Library

COMMUNICATION

(c) ketabton.com: The Digital Library

DESIGN SYSTEM COMMUNICATION

- Change logs
- Design system roadmap
- Success stories
- Tips and tricks
- Communication tool integrations

(c) ketabton.com: The Digital Library



1.0.0 English

keep a changelog

Don’t let your friends dump git logs into changelogs.

Version **1.0.0**

```
# Changelog
All notable changes to this project will be documented in this file.

The format is based on [Keep a Changelog](https://keepachangelog.com/en/1.0.
and this project adheres to [Semantic Versioning](https://semver.org/spec/v2

## [Unreleased]

## [1.0.0] - 2017-06-20
### Added
- New visual identity by [@tylerfortune8](https://github.com/tylerfortune8).
- Version navigation.
- Links to latest released version in previous versions.
```

https://keepachangelog.com/en/1.0.0/

(c) ketabton.com: The Digital Library

WHAT'S NEW?

June 2019

April 2019

March 2019

February 2019

January 2019

December 2018

November 2018

October 2018

September 2018

August 2018

July 2018

June 2018

What's new?

The latest news, updates, and changes to the Polaris design system.

For the latest component changes, read the Polaris React release notes.

June 2019

- Deliver exceptional chat bot and messaging experiences thanks to the new conversational experiences guidelines

https://polaris.shopify.com/whats-new/whats-new

(c) ketabton.com: The Digital Library

Whenever someone makes a pull request, it sends a notification to our #Design slack channel, announcing to the team that there is a proposal change and feedback is required.

–Micah Sivitz, Shyp

https://medium.com/shyp-design/managing-style-guides-at-shyp-c217116c8126

(c) ketabton.com: The Digital Library

DESIGN SYSTEM SUPPORT

- Issue Trackers
- Slack & chat tools
- Office Hours
- Forums
- Outreach

(c) ketabton.com: The Digital Library

Nord Design Systems Team provides support for its users. See below for different use cases and additional instructions on how to reach us.

Frequently asked questions

Answers to the most common questions about the design system can be found in the Design System FAQ.

Slack channels

Our team maintains the following channels and provides support as time permits. If you have a feature requests or a bug report in mind, please keep reading further.

- For generic support requests: #design-system
- Automated updates: #design-system-updates

Office hours

We organize weekly design system "office hours" where you can just show up with your design system questions, support requests, feature ideas, and to discuss about possible bugs. Office hours happen every Friday, 14:00-15:00 (EEST).

Email

Messages sent to support@nordhealth.design will be addressed by the team as quickly as possible.

Contributing

Please contact us on #design-system channel to learn how you can help.

Issue template

When filing a new feature request or bug report, please use our issue template to format the contents.

Filing an issue

(c) ketabton.com: The Digital Library

TRAINING OPPORTUNITIES

- Onboarding
- Pair sessions
- Workshops
- Webinars
- Tutorials

(c) ketabton.com: The Digital Library

OPPORTUNITIES TO CONTRIBUTE

- Pull requests
- Feature requests
- Individual interviews and roundtable discussions
- Requests for feedback
- Surveys
- Regular state of the union meetings

(c) ketabton.com: The Digital Library

TECHNOLOGY-AGNOSTIC DESIGN SYSTEMS

(c) ketabton.com: The Digital Library

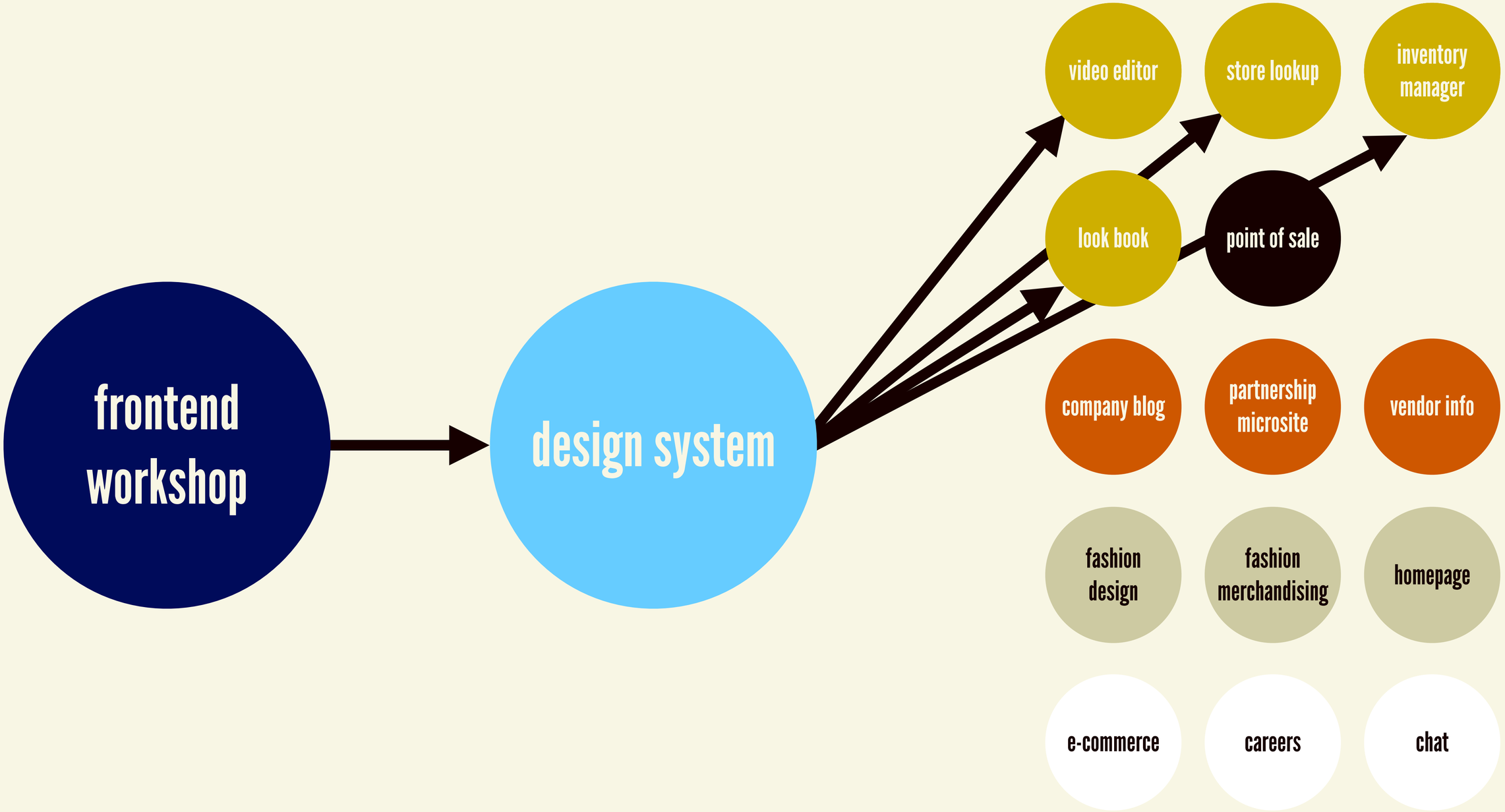

(c) ketabton.com: The Digital Library

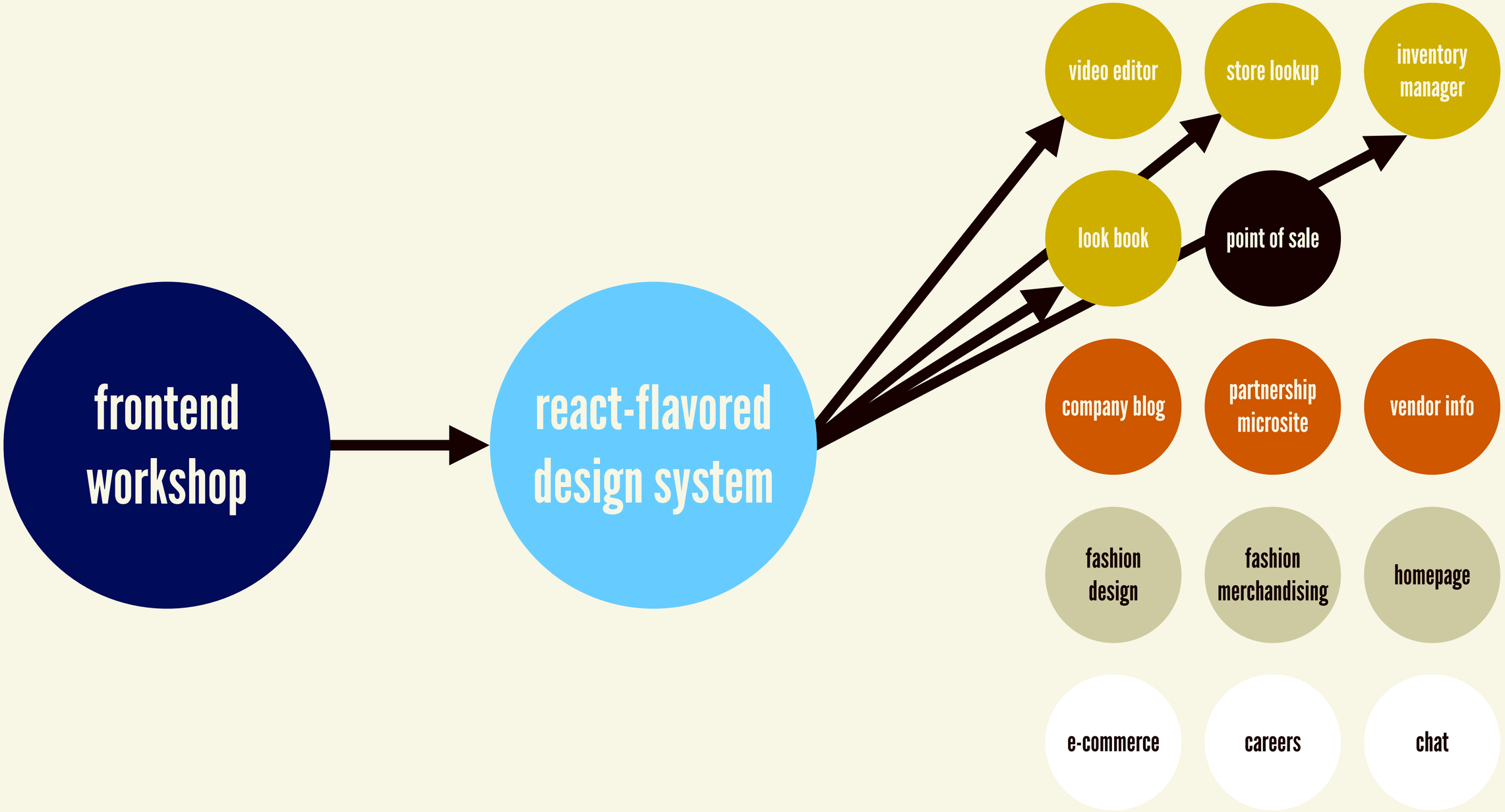

(c) ketabton.com: The Digital Library

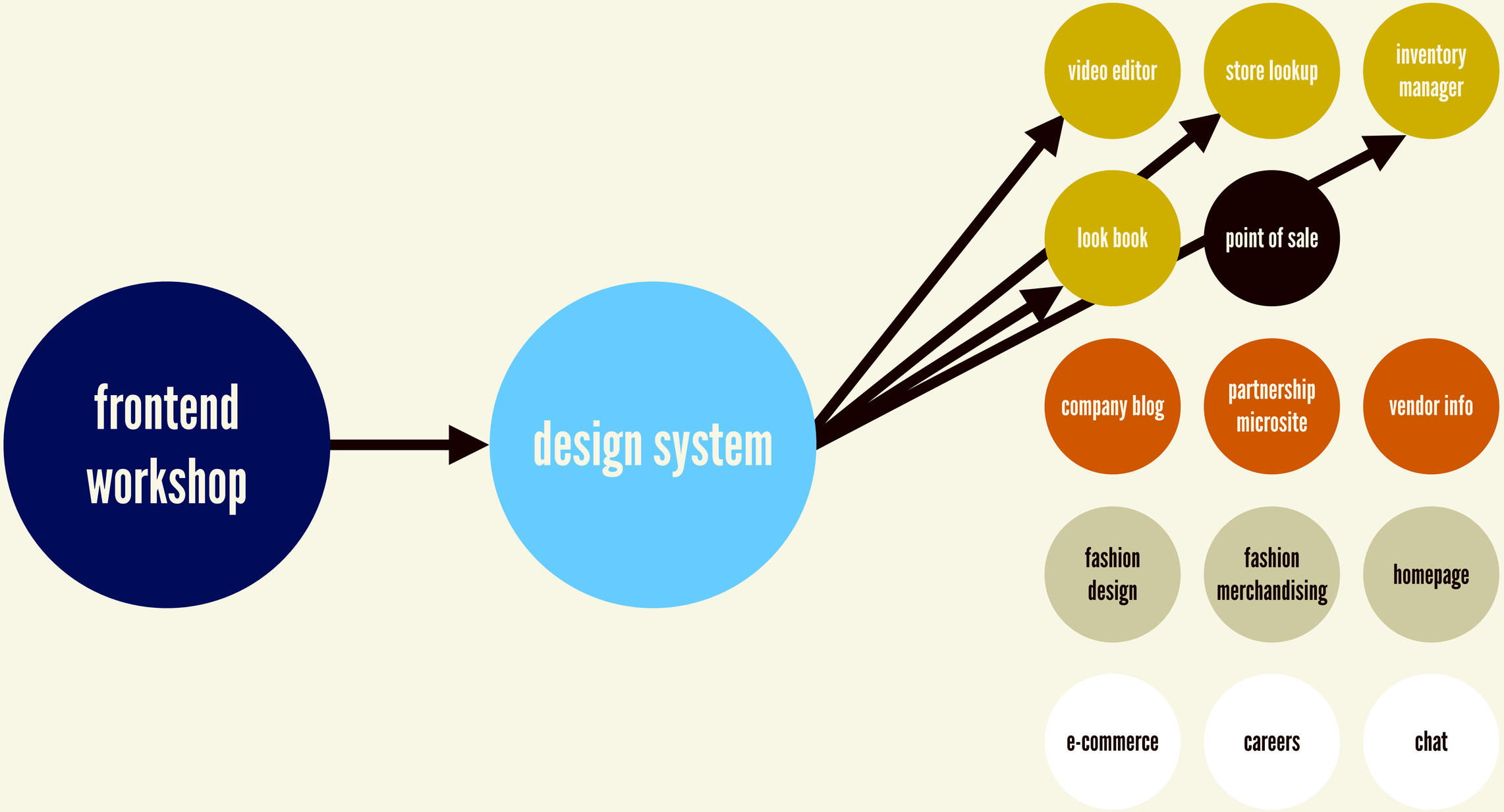

(c) ketabton.com: The Digital Library



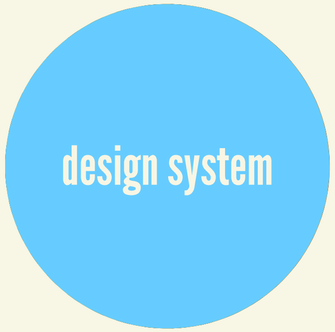



pilot project &
component dev

tech-agnostic
front-end code spec

tech-specific
implementation

products

(c) ketabton.com: The Digital Library



WEBCOMPONENTS

(c) ketabton.com: The Digital Library

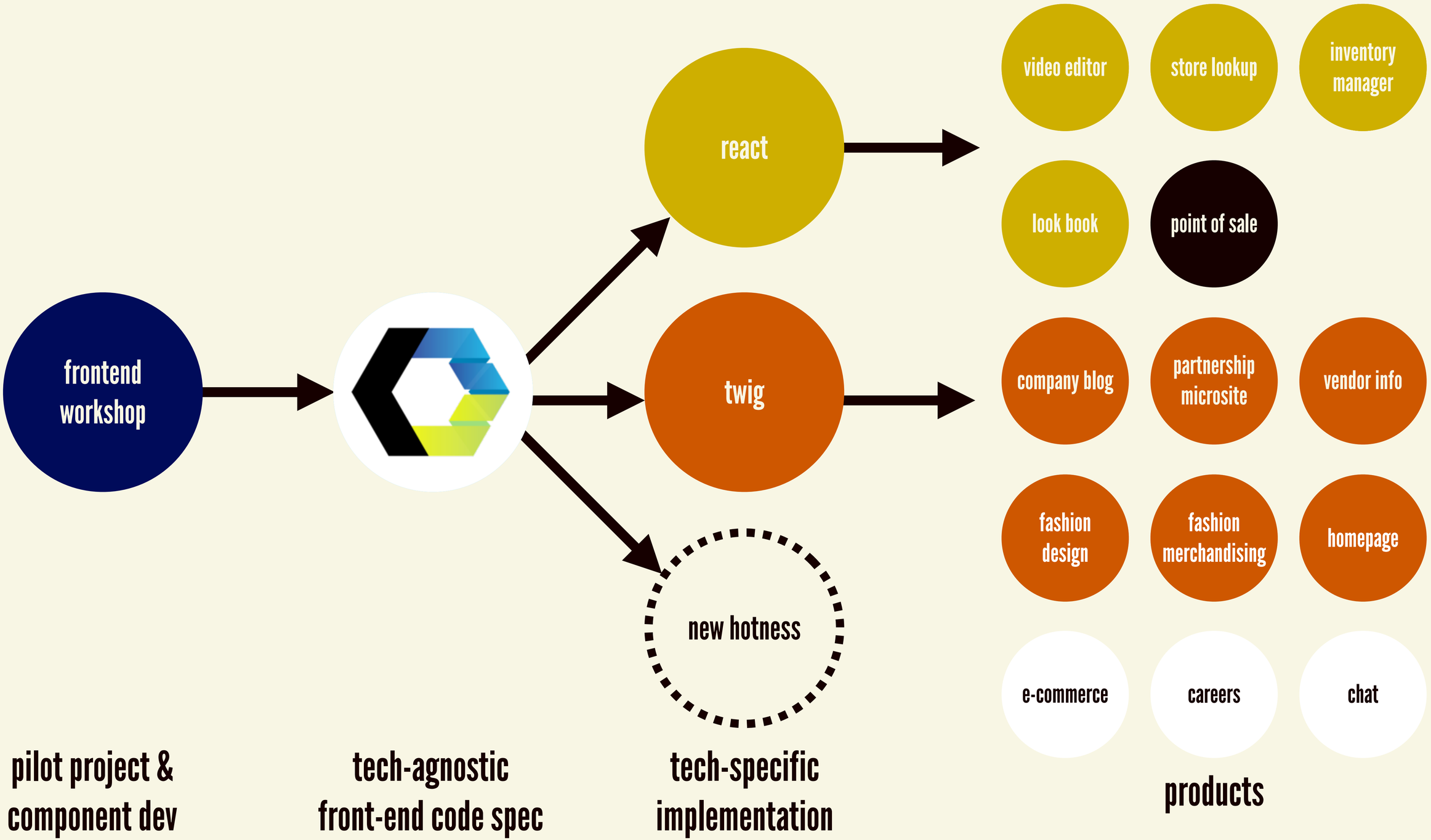

(c) ketabton.com: The Digital Library

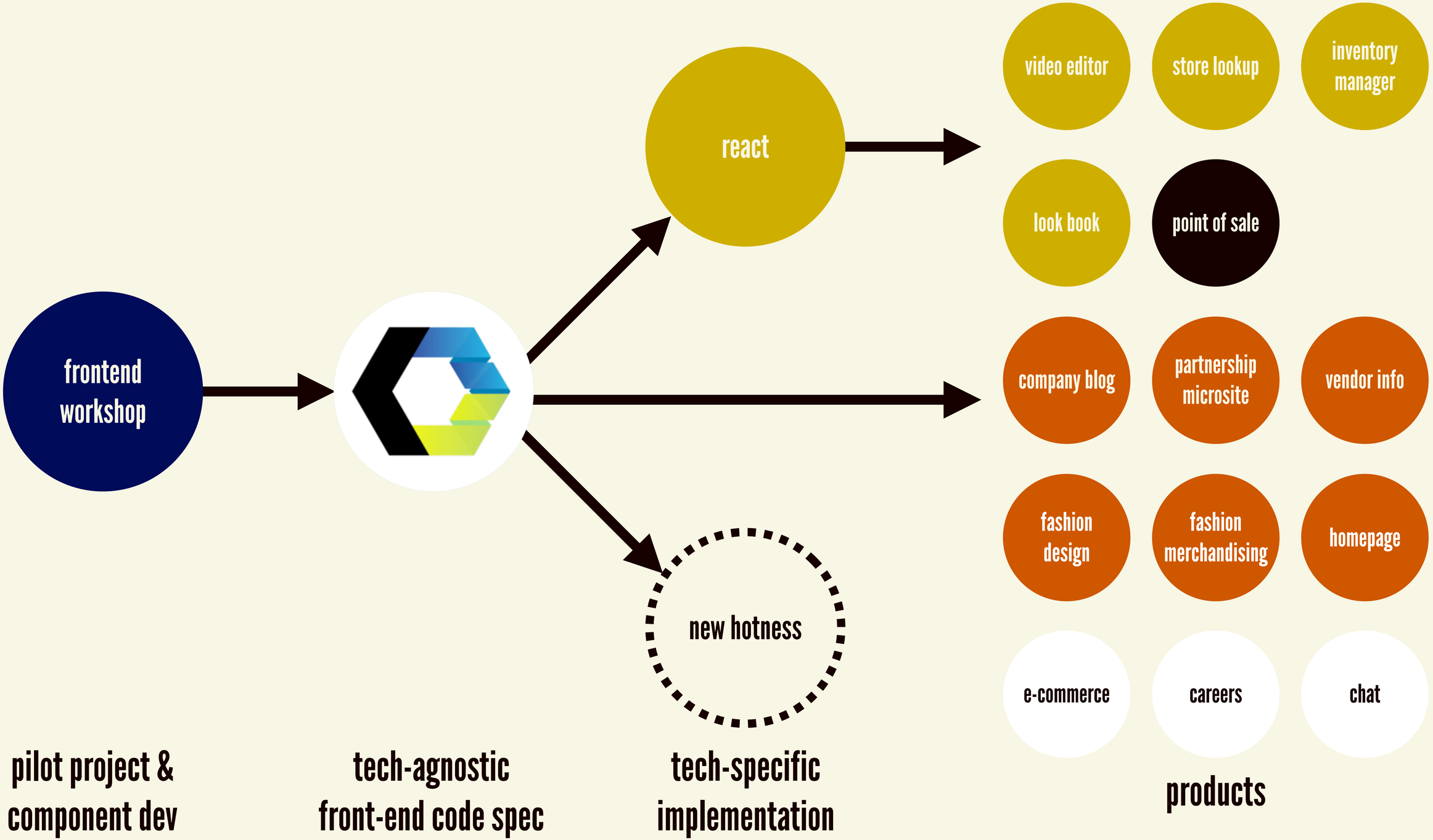

(c) ketabton.com: The Digital Library

A BUTTON WEB COMPONENT

```
<ds-button
    variant="primary"
    text="Complete Purchase"
    iconName="caret-right"
    iconPosition="after"
</ds-button>
```

(c) ketabton.com: The Digital Library

A BUTTON WEB COMPONENT IN REACT

```
 return(
    <ds-button
        variant={this.props.variant}
        text={this.props.text}
        iconName={this.props.iconName}
        iconPosition={this.props.iconPosition}
    </ds-button>
)
```

(c) ketabton.com: The Digital Library

A BUTTON WEB COMPONENT IN VUE

```
<template>
    <ds-button
        :variant="variant"
        :text="text"
        :iconName="iconName"
        :iconPosition="iconPosition"
    </ds-button>
</template>
```

(c) ketabton.com: The Digital Library

A BUTTON WEB COMPONENT IN WORDPRESS

```
<ds-button
  variant="tertiary"
  text="<?php the_field('cta-text'); ?>"
  iconName="arrow-right"
  iconPosition="after"
</ds-button>
```


A new foe has appeared!
CHALLENGER APPROACHING
iOS
KAPWING

(c) ketabton.com: The Digital Library

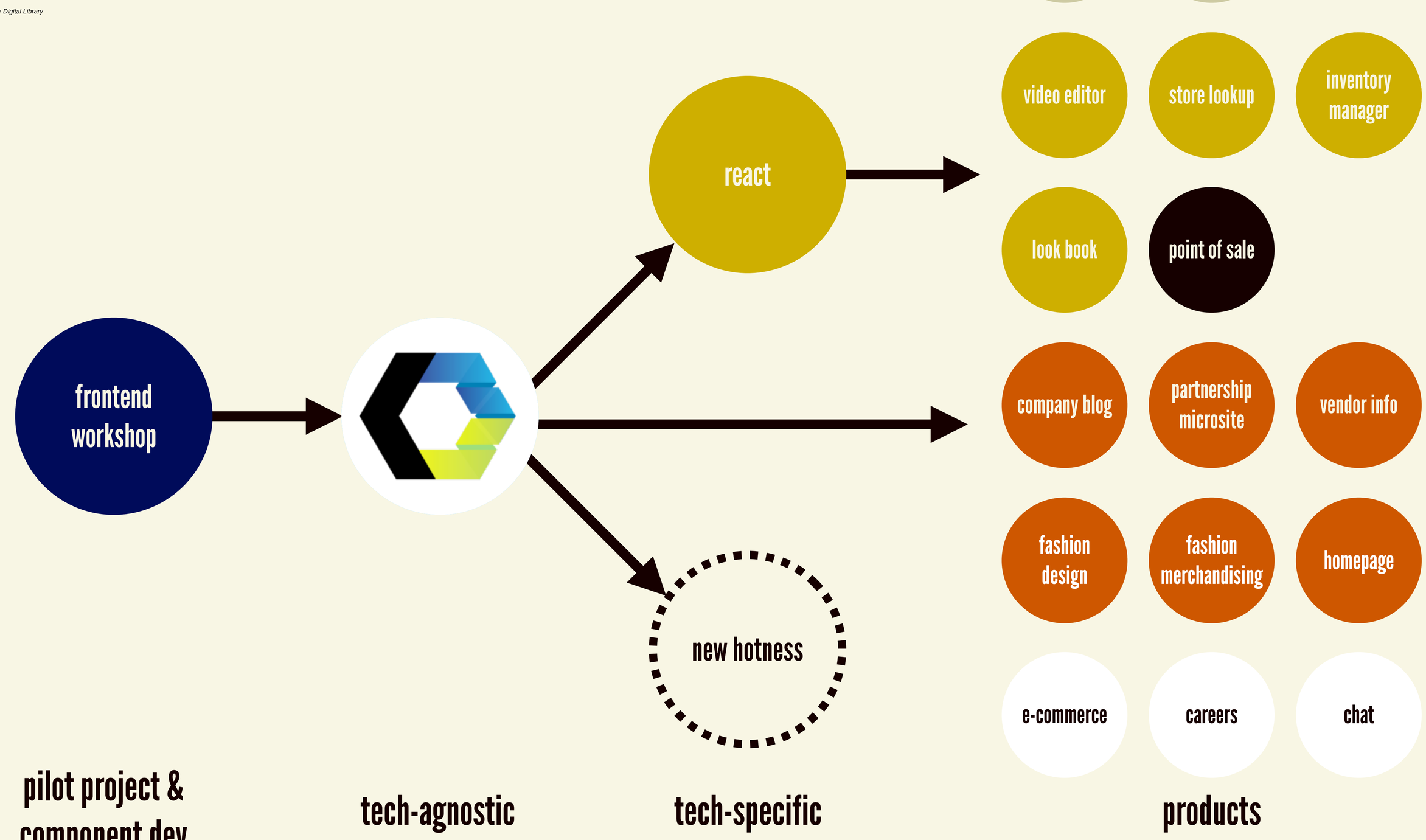

(c) ketabton.com: The Digital Library

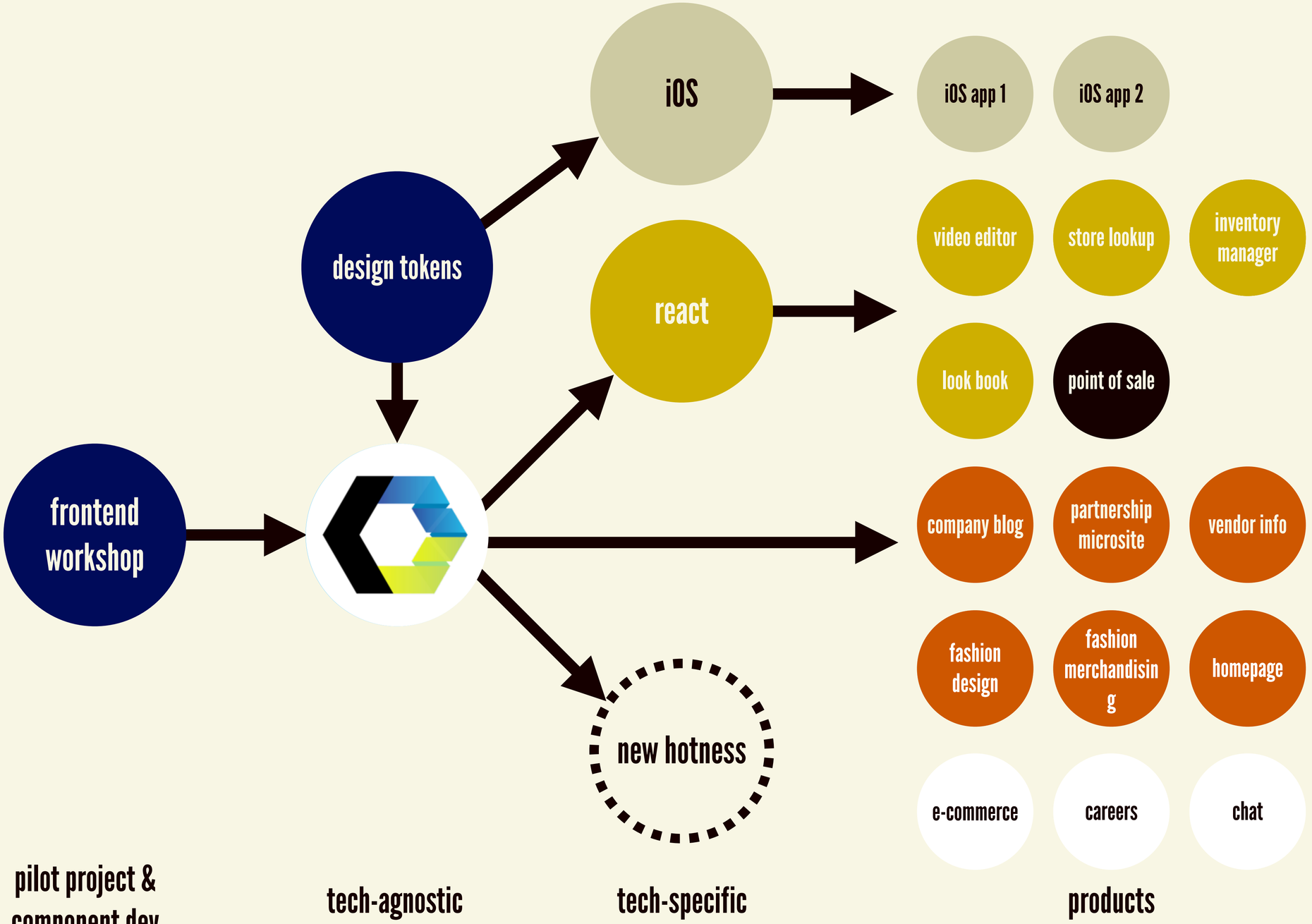

(c) ketabton.com: The Digital Library



(c) ketabton.com: The Digital Library

Actions
Structure
Forms
Autocomplete
Checkbox
Examples
Best practices
Content guidelines
Related components
Choice list
Color picker
Combobox
Contextual save bar
Date picker
Form
Form layout
Inline error
Keyboard accessories
Radio button
Range slider
Select
Stepper

Checkbox

Checkboxes are most commonly used to give merchants a way to make a range of selections (zero, one, or multiple). They may also be used as a way to have merchants indicate they agree to specific terms and services.

Web Android iOS

Examples

Default checkboxes

Use in forms to toggle the state of something on or off. Default checkboxes can appear in two states: selected and disabled, or unselected.

Basic checkbox

Copy code Edit in Sandbox React HTML

```
function CheckboxExample() {
  const [checked, setChecked] = useState(false);
  const handleChange = useCallback((newChecked) => setChecked(newChecked), []);
```

https://polaris.shopify.com/components/forms/checkbox#navigation

(c) ketabton.com: The Digital Library

Actions

Structure

Forms

Autocomplete

Checkbox

Examples

Best practices

Content guidelines

Related components

Choice list

Color picker

Combobox

Contextual save bar

Date picker

Form

Form layout

Inline error

Keyboard accessories

Radio button

Range slider

Select

Stepper

Tag

Text field

Images and icons

Checkbox

Checkboxes are most commonly used to give merchants a way to make a range of selections (zero, one, or multiple). They may also be used as a way to have merchants indicate they agree to specific terms and services.

Web | Android | iOS

Default checkboxes

Use in forms to toggle the state of something on or off. Default checkboxes can appear in two states: selected and disabled, or unselected.

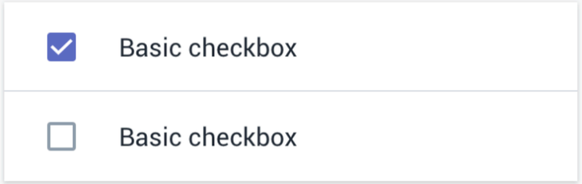

Accessibility

See Material Design and development documentation about accessibility for Android:

- Accessible design on Android
- Accessible development on Android

(c) ketabton.com: The Digital Library

Actions

Structure

Forms

Autocomplete

Checkbox

Examples

Best practices

Content guidelines

Related components

Choice list

Color picker

Combobox

Contextual save bar

Date picker

Form

Form layout

Inline error

Keyboard accessories

Radio button

Range slider

Select

Stepper

Tag

Text field

Images and icons

Checkbox

Checkboxes are most commonly used to give merchants a way to make a range of selections (zero, one, or multiple). They may also be used as a way to have merchants indicate they agree to specific terms and services.

Web Android iOS

Default checkboxes

Use in forms to toggle the state of something on or off. Default checkboxes can appear in two states: selected and disabled, or unselected.

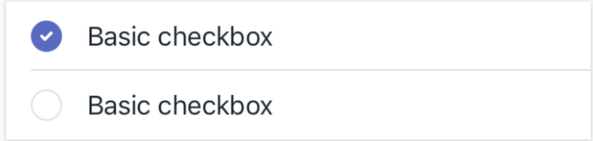

Accessibility

See Apple's Human Interface Guidelines and API documentation about accessibility for iOS:

- Accessible design on iOS
- Accessible development on iOS

(c) ketabton.com: The Digital Library

KEEP UP TO SPEED

design.systems

Resources for the design systems community

Clarity Coalition Handbook News Publication Slack Jobs

design.systems is created by Jina Anne of Sushi & Robots

Thank you Webflow for your 🌕 Full Moon patronage. Support this project on Patreon

https://design.systems/

(c) ketabton.com: The Digital Library

Search Design Systems

Design Systems

 # _announcements Admin-only announcements channel — 22,165

6 Pinned

- All unreads
- Threads
- All DMs
- Mentions & reactions
- Saved items
- Slack Connect
- More

Channels

- # _announcements
- # links-design-systems-sho...
- # links-resources
- # tool-pattern-lab
- # tool-sketch
- # topic-accessibility
- # topic-code
- # topic-naming-is-hard
- # topic-process
- Add channels

Direct messages

- Slackbot
- Brad Frost you

Sharing to spread the word! https://twitter.com/YasmineEvjen/status/[illegible]

↑ 17 new messages ×

Yasmine @YasmineEvjen

We want to hear from you! @materialdesign teamed up with @Clarity_conf for the State of Design Systems Survey. 📊 Closes this week!
https://twitter.com/materialdesign/status/1450566828453232 73

Twitter | Nov 2nd

Material Design @materialdesign

✏️ The @Clarity_conf State of Design Systems survey is now open!

Share your thoughts about the current and future state of design systems →
https://goo.gle/3j40jsT

We are proud to support Clarity again this year and can't wait to hear from the design systems community. https://pbs.twimg.com/media/FCEOql7WEA0_nMM.png

Twitter | Oct 19th (52 kB)



✅ 13 🙏 4

https://design-systems.slack.com/

Design Systems News. A publication full of interesting, relevant, and **curated** links.

Your email address

SUBSCRIBE

No spam, ever. We'll never share your email address and you can opt out at any time.

ISSUE 113 *12th July 2021*

Articles

📝 How design systems can enhance creativity in cross-functional teams

uxdesign.cc

https://news.design.systems/

(c) ketabton.com: The Digital Library

589

Website Style Guide Resources

GitHub repo Twitter updates Contributors

Examples

Real life pattern libraries, code standards documents and content style guides.



Carbon Design System

By **IBM**

Carbon is the design system for IBM Cloud products. It is a series of individual styles,

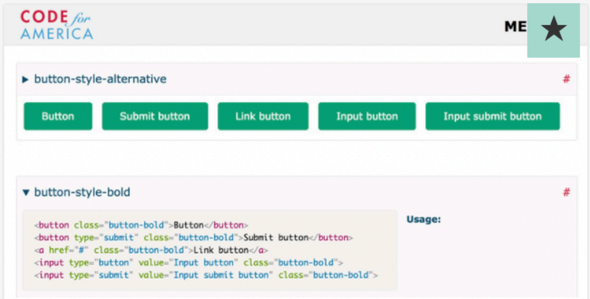

Code For America

FRONTEND PATTERNS

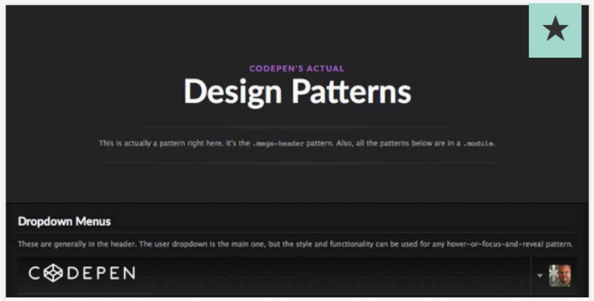

Codepen's design patterns

Codepen's old design patterns, now deprecated for fractal.build.

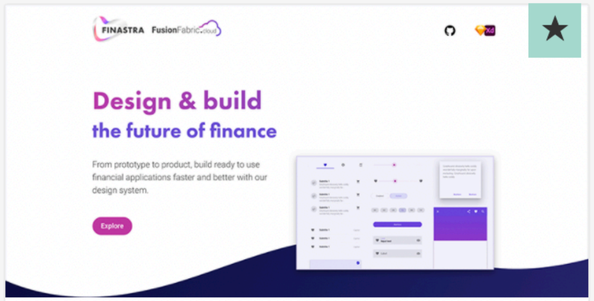

Finastra Design System

By **Finastra**

Design and build the future of finance. From prototype to product, build ready to use

(c) ketabton.com: The Digital Library



PRODUCTS SERVICES FUNCTIONALITY
FEATURES CONTENT MEDIUMS FORMA
COUNTRIES MORE CUSTOMERS
LANGUAGES PEOPLE USER
BROWSERS DEVICES ENVIRONMENTS
SCREENSIZES FORMFACTORS CONTEX

(c) ketabton.com: The Digital Library



WHEN YOU'RE FINISHED CHANGING

YOU'RE FINISHED.

The Digital Library



(c) iStockphoto.com/ The Digital Library



THANKS!

brad@bradfrost.com | bradfrost.com

Get more e-books from www.ketabton.com
Ketabton.com: The Digital Library